

DIES ROLLERI TYPE R2

Content Explanation	98 - 99
Dies H=55 (2.17) - 85 (3.35)	100 - 101
Dies 90°, H=100 (3.94)	102
Dies 86°, H=100 (3.94)	102 - 104
Dies 84°, H=100 (3.94)	104 - 105
Dies 80°, H=100 (3.94)	106
Dies 60°, H=120 (4.72)	107
Dies 30°, H=100 (3.94)	107 - 109
Dies 86°, H=150 (5.91)	110 - 111
Dies 84°, H=150 (5.91)	111 - 112
Dies 80°, H=150 (5.91)	113
Dies 30°, H=150 (5.91)	114 - 115
Die Adapters	116
Synthetic Dies, H=100 (3.94)	117
Hemming Dies	118 - 119

Compatibility

Dies Roller Type R2 are **compatible** with press brake machines from: Hämmerle-Bystronic, LVD, Trumpf or on press brake machines with System NSCL (New Standard Clamping)

With Adapter-Systems the dies Roller Type R2 are also applicable on all other press brake machines.



Compatibility

Dies Rolleri Type R2 are:

- **compatible** with press brake machines with a table groove for pins 13 x 20 mm (0.51 x 0.79 in): Bystronic-Hämmerle, Trumpf
- also applicable on all other press brake machines **with Adapter-Systems and Adapter Rails** (see pages 226-229).

Our Advantages – Your Convenience

- own production facilities (no reseller or dealer)
- tracking of every tool possible, with a unique **serial number** on every article after the quality control check
- precision grinding (tolerance of +/-0.01 mm)
- guaranteed tool reproduction
- exact parallelism
- precise, consistent working height
- modifications possible (see pages 258-261)
- very large stock availability

Material

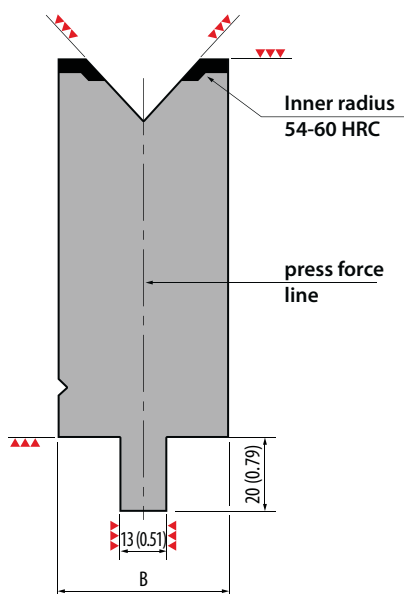
The raw material is obtained from qualified suppliers which compose the chemical formulas according to international standards. Therefore, guaranteeing high resilience and tensile strength.

Material Type	Mechanical resistance of the material and the tool body	Hardness of the material and the tool body	Hardness of the operating surfaces after induction hardening
42CrMo4	900-1150 N/mm ²	29.1 - 36.9 HRC	54 - 60 HRC
C45	560-710 N/mm ²	12 - 15.5 HRC	54 - 60 HRC

- Specifications for the maximum press force kN/m are indicated as such, **1 t = 10 kN**.

Tang

All dies Rolleri Type R2 are by default equipped with a **13 x 20 mm (0.51 x 0.79 in) tail**.

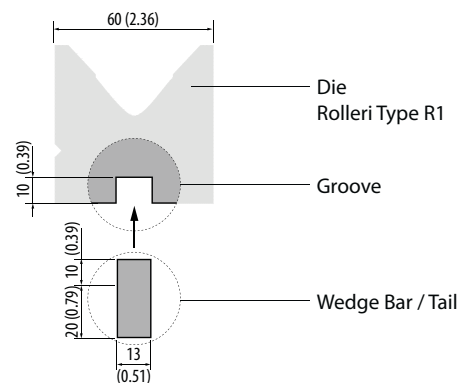


Modification: Wedge Bar / Tail

In order to also use Rolleri Type R1 Dies, a 10 mm (0.39 in) groove is milled and a precise grounded wedge bar /tail in 13 x 30 mm (0.51 x 1.18 in) is inserted.

For more specific information and prices go to page 260 in the Service Chapter.

A30 (Mounting example)



Indications of precision ground surfaces:



Tool lengths and sectioning

Standard

More lengths and sectionings are possible upon request.

500 mm (19.68 in)

515 mm (20.28 in)

525 mm (20.67 in)

1000 mm (39.37 in)

Sectioning FA

1250 (49.21) / 2050 (80.71) / 2550 (100.39) / 3050 (120.08) / 4050 (159.45) mm (in)

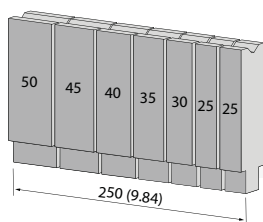
Length in mm (in)	25 (0.98)	30 (1.18)	35 (1.38)	40 (1.57)	45 (1.77)	50 (1.97)	100 (3.94)
1250 (49.21)	2	1	1	1	1	1	10
2050 (80.71)	2	1	1	1	1	1	18
2550 (100.39)	2	1	1	1	1	1	23
3050 (120.08)	2	1	1	1	1	1	28
4050 (159.45)	2	1	1	1	1	1	38

Sectioning FB

1250 (49.21) / 2050 (80.71) / 2550 (100.39) / 3050 (120.08) / 4050 (159.45) mm (in)

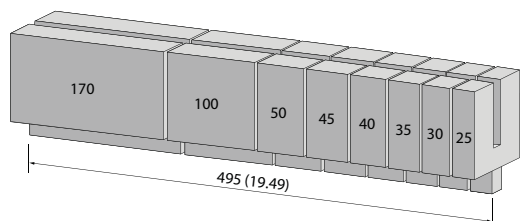
Length in mm (in)	25 (0.98)	30 (1.18)	35 (1.38)	40 (1.57)	45 (1.77)	50 (1.97)	100 (3.94)	200 (7.87)	300 (11.81)	500 (19.68)
1250 (49.21)	2	1	1	1	1	1	3	2	1	0
2050 (80.71)	2	1	1	1	1	1	3	1	1	2
2550 (100.39)	2	1	1	1	1	1	3	1	1	3
3050 (120.08)	2	1	1	1	1	1	3	1	1	4
4050 (159.45)	2	1	1	1	1	1	3	1	1	6

4
R2

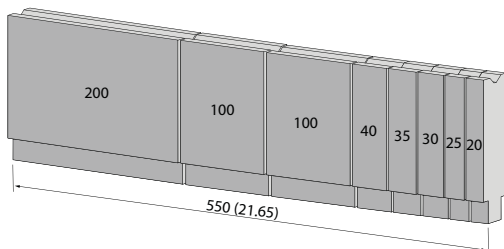


250 mm (9.84 in) segmented / FC
(7 segments)

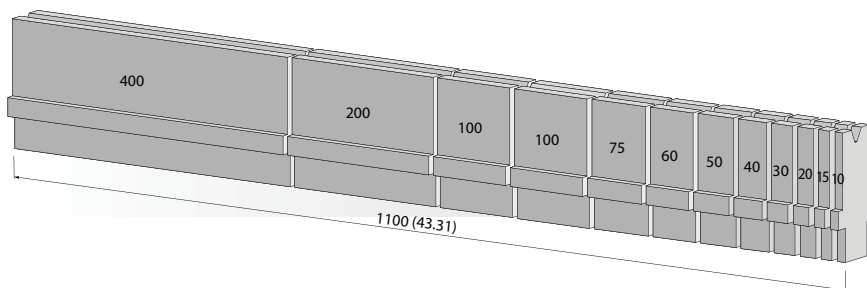
Segmented tools are delivered in complete sets. Single pieces are also available!



495 mm (19.49 in) segmented / F (8 segments)



550 mm (21.65 in) segmented / FW (8 segments)



1100 mm (43.31 in) segmented
(12 segments)



Article on stock



Please ask for delivery time!

1 kg = 2.20 Pounds (lb) = 35.27 Ounces (oz)
100 mm = 3.94 Inch (in) = 0.33 Feet (ft)

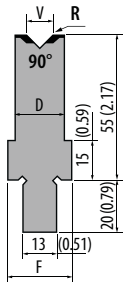


Articles on stock – Please note that delivery time depends on your location.

R2 ROLLER TYPE R2

Dies, H=55 (2.17)

90° Dies, H=55 (2.17)



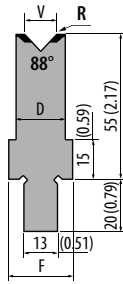
Model	V (mm)	V (in)	R (mm)	R (in)	D (mm)	D (in)	F (mm)	F (in)	kN/m max.	1000 mm / 39.37 in	Weight	500 mm / 19.68 in	Weight	1100 mm / 43.31 in segmented	Weight
BMR55.06.90	6	0.24	0.4	0.02	15	0.59	25	0.98	1150		8.5 kg		4.2 kg		8.5 kg
BMR55.08.90	8	0.31	0.5	0.02	15	0.59	25	0.98	1100		9.0 kg		4.5 kg		8.5 kg
BMR55.10.90	10	0.39	1.0	0.04	20	0.79	25	0.98	1100		10.5 kg		5.2 kg		10.0 kg
BMR55.12.90	12	0.47	1.5	0.06	20	0.79	25	0.98	1200		10.5 kg		5.2 kg		10.0 kg
BMR55.16.90	16	0.63	2.0	0.08	30	1.18	30	1.18	1200		14.5 kg		7.2 kg		14.0 kg

42Cr: 900-1150 N/mm²



For individual drawings
and availability
see pages 138-144

88° Dies, H=55 (2.17)

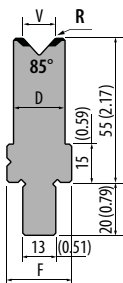


Model	V (mm)	V (in)	R (mm)	R (in)	D (mm)	D (in)	F (mm)	F (in)	kN/m max.	1000 mm / 39.37 in	Weight	500 mm / 19.68 in	Weight	1100 mm / 43.31 in segmented	Weight
BMR55.06.88	6	0.24	0.4	0.02	15	0.59	25	0.98	1150		8.5 kg		4.2 kg		8.5 kg
BMR55.08.88	8	0.31	0.5	0.02	15	0.59	25	0.98	1100		9.0 kg		4.5 kg		8.5 kg
BMR55.10.88	10	0.39	1.0	0.04	20	0.79	25	0.98	1100		11.0 kg		5.0 kg		12.0 kg
BMR55.12.88	12	0.47	1.5	0.06	20	0.79	25	0.98	1200		10.5 kg		5.2 kg		10.0 kg
BMR55.16.88	16	0.63	2.0	0.08	30	1.18	30	1.18	1200		14.5 kg		7.2 kg		14.0 kg
BMR55.20.88	20	0.79	2.0	0.08	30	1.18	30	1.18	1100		14.5 kg		7.2 kg		14.0 kg
BMR55.24.88	24	0.94	3.0	0.12	40	1.57	40	1.57	1200		18.5 kg		9.2 kg		18.0 kg

42Cr: 900-1150 N/mm²



85° Dies, H=55 (2.17)

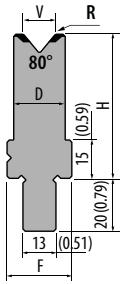


Model	V (mm)	V (in)	R (mm)	R (in)	D (mm)	D (in)	F (mm)	F (in)	kN/m max.	1000 mm / 39.37 in	Weight	500 mm / 19.68 in	Weight	1100 mm / 43.31 in segmented	Weight
BMR55.06.85	6	0.24	0.4	0.02	15	0.59	25	0.98	1150		8.5 kg		4.2 kg		8.5 kg
BMR55.08.85	8	0.31	0.5	0.02	15	0.59	25	0.98	1100		9.0 kg		4.5 kg		8.5 kg
BMR55.10.85	10	0.39	1.0	0.04	20	0.79	25	0.98	1100		11.0 kg		5.0 kg		12.0 kg
BMR55.12.85	12	0.47	1.5	0.06	20	0.79	25	0.98	1200		10.5 kg		5.2 kg		10.0 kg
BMR55.16.85	16	0.63	2.0	0.08	30	1.18	30	1.18	1200		14.5 kg		7.2 kg		14.0 kg
BMR55.20.85	20	0.79	2.0	0.08	30	1.18	30	1.18	1100		14.5 kg		7.2 kg		14.0 kg
BMR55.24.85	24	0.94	3.0	0.12	40	1.57	40	1.57	1200		18.5 kg		9.2 kg		18.0 kg
BMR55.32.85	32	1.26	4.0	0.16	50	1.97	50	1.97	1200		21.0 kg		10.5 kg		20.5 kg
BMR55.40.85	40	1.57	4.0	0.16	55	2.17	55	2.17	1200		21.5 kg		10.7 kg		25.0 kg

42Cr: 900-1150 N/mm²



80° Dies, H=55 (2.17) / H=65 (2.56) / H=85 (3.35)



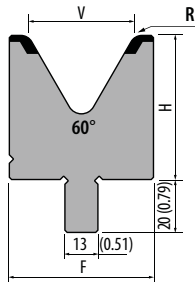
Model	V (mm)	V (in)	R (mm)	R (in)	D (mm)	D (in)	H (mm)	H (in)	F (mm)	F (in)	kN/m max.	Weight	Weight	Weight
BMR55.06.80	6	0.24	0.4	0.02	15	0.59	55	2.17	25	0.98	1150	8.5 kg	4.2 kg	8.5 kg
BMR55.08.80	8	0.31	0.5	0.02	15	0.59	55	2.17	25	0.98	1100	9.0 kg	4.5 kg	8.5 kg
BMR55.10.80	10	0.39	1.0	0.04	20	0.79	55	2.17	25	0.98	1100	11.0 kg	5.0 kg	12.0 kg
BMR55.12.80	12	0.47	1.5	0.06	20	0.79	55	2.17	25	0.98	1200	10.5 kg	5.2 kg	10.0 kg
BMR55.16.80	16	0.63	2.0	0.08	30	1.18	55	2.17	30	1.18	1200	14.5 kg	7.2 kg	14.0 kg
BMR55.20.80	20	0.79	2.0	0.08	30	1.18	55	2.17	30	1.18	1100	14.5 kg	7.2 kg	14.0 kg
BMR55.24.80	24	0.94	3.0	0.12	40	1.57	55	2.17	40	1.57	1200	18.5 kg	9.2 kg	18.0 kg
BMR55.32.80	32	1.26	4.0	0.16	50	1.97	55	2.17	50	1.97	1200	21.0 kg	10.5 kg	20.5 kg
BMR55.40.80	40	1.57	4.0	0.16	55	2.17	55	2.17	55	2.17	1200	21.5 kg	10.7 kg	25.0 kg
BMR65.80.80	80	3.15	10.0	0.39	100	3.94	65	2.56	100	3.94	1700	39.0 kg	20.0 kg	43.0 kg
BMR85.100.80	100	3.94	12.0	0.47	125	4.92	85	3.35	125	4.92	2300	62.0 kg	31.0 kg	69.0 kg

42Cr: 900-1150 N/mm²



4
R2

60° Dies, H=55 (2.17) / H=65 (2.56)

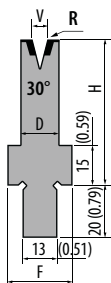


Model	V (mm)	V (in)	R (mm)	R (in)	H (mm)	H (in)	F (mm)	F (in)	kN/m max.	Weight	Weight	Weight
BMR55.40.60	40	1.57	5.0	0.20	55	2.17	55	2.17	1300	20.3 kg	10.5 kg	22.3 kg
BMR55.50.60	50	1.97	5.0	0.20	55	2.17	70	2.76	1200	25.0 kg	12.0 kg	21.0 kg
BMR65.60.60	60	2.36	7.0	0.28	65	2.56	80	3.15	1100	31.0 kg	15.5 kg	34.1 kg

42Cr: 900-1150 N/mm²



30° Dies, H=55 (2.17) / H=60 (2.36) / H=70 (2.76)



Model	V (mm)	V (in)	R (mm)	R (in)	D (mm)	D (in)	H (mm)	H (in)	F (mm)	F (in)	kN/m max.	Weight	Weight	Weight
BMR55.06.30	6	0.24	0.6	0.02	15	0.59	55	2.17	25	0.98	350	8.0 kg	4.0 kg	9.0 kg
BMR55.08.30	8	0.31	0.8	0.03	15	0.59	55	2.17	25	0.98	200	9.2 kg	4.0 kg	10.1 kg
BMR55.10.30	10	0.39	1.0	0.04	20	0.79	55	2.17	25	0.98	350	10.0 kg	5.0 kg	11.0 kg
BMR55.12.30	12	0.47	1.5	0.06	20	0.79	55	2.17	25	0.98	300	10.0 kg	5.0 kg	11.0 kg
BMR55.16.30	16	0.63	2.0	0.08	30	1.18	55	2.17	30	1.18	450	13.5 kg	6.7 kg	14.9 kg
BMR55.20.30	20	0.79	2.5	0.10	35	1.38	55	2.17	35	1.38	500	14.0 kg	7.0 kg	13.5 kg
BMR55.24.30	24	0.94	3.0	0.12	40	1.57	55	2.17	40	1.57	550	15.5 kg	7.8 kg	17.0 kg
BMR60.32.30	32	1.26	4.0	0.16	60	2.36	60	2.36	60	2.36	650	23.0 kg	11.5 kg	22.5 kg
BMR70.08.30	08	0.31	0.75	0.03	20	0.79	70	2.76	25	0.98	200	13.1 kg	6.5 kg	14.0 kg
BMR70.10.30	10	0.39	1.0	0.04	20	0.79	70	2.76	25	0.98	350	12.8 kg	6.4 kg	12.4 kg
BMR70.12.30	12	0.47	1.5	0.06	25	0.98	70	2.76	25	0.98	300	14.7 kg	7.3 kg	14.3 kg
BMR70.16.30	16	0.63	2.0	0.08	30	1.18	70	2.76	30	1.18	450	16.7 kg	8.3 kg	16.2 kg

42Cr: 900-1150 N/mm²



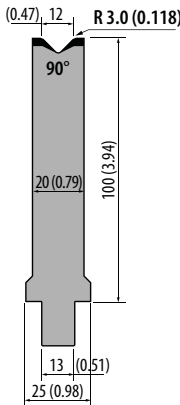
R2 ROLLER TYPE R2

Dies 90°, H=100 (3.94)

WMR100.12.90


1200 kN/m max.

NEW



	515 mm	20.28 in	9.0 kg
FW	550 mm segmented	21.65 in segmented	9.6 kg

42Cr: 900-1150 N/mm²

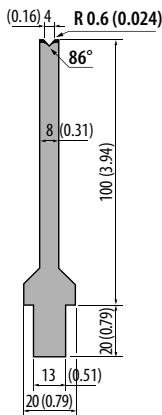


Dies 86°, H=100 (3.94)

TMR100.04.86

250 kN/m max.

NEW



	500 mm	19.68 in	4.5 kg
FC	250 mm segmented	9.84 in segmented	2.3 kg
FW	550 mm segmented	21.65 in segmented	4.9 kg
Sectioning FA	1250 mm	49.21 in	11.3 kg
	2050 mm	80.71 in	18.5 kg
	2550 mm	100.39 in	23.0 kg
	3050 mm	120.08 in	27.5 kg
	4050 mm	159.45 in	36.5 kg
Sectioning FB	1250 mm	49.21 in	11.3 kg
	2050 mm	80.71 in	18.5 kg
	2550 mm	100.39 in	23.0 kg
	3050 mm	120.08 in	27.5 kg
	4050 mm	159.45 in	36.5 kg

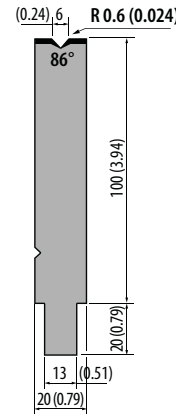


Segments of Sectioning FB (500, 300, 200, 100, 50, 45, 40, 35, 30, 25) are also available separately (FD). Prices upon request!

42Cr: 900-1150 N/mm²

TMR100.06.86

1200 kN/m max.



	500 mm	19.68 in	8.9 kg
FC	250 mm segmented	9.84 in segmented	4.5 kg
FW	550 mm segmented	21.65 in segmented	9.8 kg
Sectioning FA	1250 mm	49.21 in	12.5 kg
	2050 mm	80.71 in	20.5 kg
	2550 mm	100.39 in	25.5 kg
	3050 mm	120.08 in	30.5 kg
	4050 mm	159.45 in	40.5 kg
Sectioning FB	1250 mm	49.21 in	12.5 kg
	2050 mm	80.71 in	20.5 kg
	2550 mm	100.39 in	25.5 kg
	3050 mm	120.08 in	30.5 kg
	4050 mm	159.45 in	40.5 kg

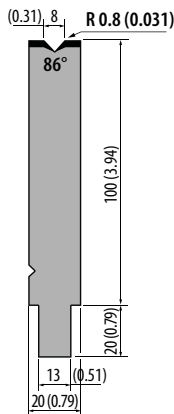


Segments of Sectioning FB (500, 300, 200, 100, 50, 45, 40, 35, 30, 25) are also available separately (FD). Prices upon request!

42Cr: 900-1150 N/mm²

TMR100.08.86

1150 kN/m max.



	500 mm	19.68 in	7.9 kg
FC	250 mm segmented	9.84 in segmented	3.0 kg
FW	550 mm segmented	21.65 in segmented	8.7 kg
Sectioning FA	1250 mm	49.21 in	15.0 kg
	2050 mm	80.71 in	24.6 kg
	2550 mm	100.39 in	30.6 kg
	3050 mm	120.08 in	36.6 kg
	4050 mm	159.45 in	48.6 kg
Sectioning FB	1250 mm	49.21 in	15.0 kg
	2050 mm	80.71 in	24.6 kg
	2550 mm	100.39 in	30.6 kg
	3050 mm	120.08 in	36.6 kg
	4050 mm	159.45 in	48.6 kg



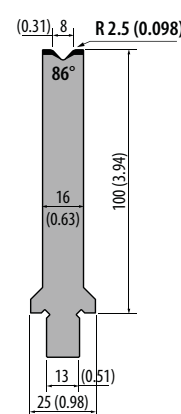
Segments of Sectioning FB (500, 300, 200, 100, 50, 45, 40, 35, 30, 25) are also available separately (FD). Prices upon request!

42Cr: 900-1150 N/mm²

WMR100.08.86

400 kN/m max.

NEW



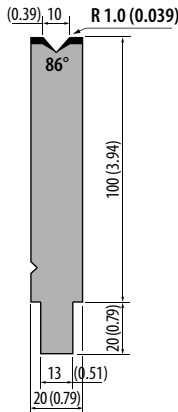
	515 mm	20.28 in	7.7 kg
FW	550 mm segmented	21.65 in segmented	8.2 kg

42Cr: 900-1150 N/mm²



TMR100.10.86

1100 kN/m max.



	500 mm	19.68 in	8.7 kg
FC	250 mm segmented	9.84 in segmented	4.4 kg
	550 mm segmented	21.65 in segmented	9.6 kg
Sectioning FA	1250 mm	49.21 in	21.8 kg
	2050 mm	80.71 in	35.7 kg
	2550 mm	100.39 in	44.4 kg
	3050 mm	120.08 in	53.1 kg
	4050 mm	159.45 in	70.5 kg
Sectioning FB	1250 mm	49.21 in	21.8 kg
	2050 mm	80.71 in	35.7 kg
	2550 mm	100.39 in	44.4 kg
	3050 mm	120.08 in	53.1 kg
	4050 mm	159.45 in	70.5 kg

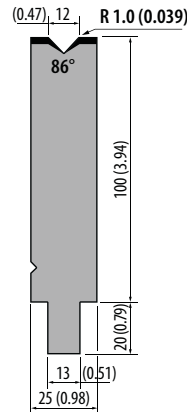


42Cr: 900-1150 N/mm²

Segments of Sectioning FB (500, 300, 200, 100, 50, 45, 40, 35, 30, 25) are also available separately (FD). Prices upon request!

TMR100.12.86

1200 kN/m max.



	500 mm	19.68 in	10.0 kg
FC	250 mm segmented	9.84 in segmented	5.0 kg
	550 mm segmented	21.65 in segmented	11.0 kg
Sectioning FA	1250 mm	49.21 in	26.6 kg
	2050 mm	80.71 in	43.7 kg
	2550 mm	100.39 in	54.3 kg
	3050 mm	120.08 in	65.0 kg
	4050 mm	159.45 in	86.3 kg
Sectioning FB	1250 mm	49.21 in	26.6 kg
	2050 mm	80.71 in	43.7 kg
	2550 mm	100.39 in	54.3 kg
	3050 mm	120.08 in	65.0 kg
	4050 mm	159.45 in	86.3 kg



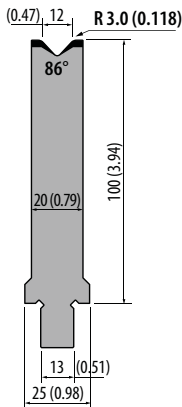
42Cr: 900-1150 N/mm²

Segments of Sectioning FB (500, 300, 200, 100, 50, 45, 40, 35, 30, 25) are also available separately (FD). Prices upon request!

WMR100.12.86

1200 kN/m max.

NEW



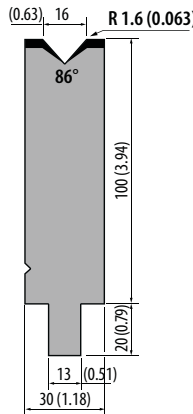
	515 mm	20.28 in	9.0 kg
FW	550 mm segmented	21.65 in segmented	9.6 kg

42Cr: 900-1150 N/mm²



TMR100.16.86

1200 kN/m max.



	500 mm	19.68 in	12.5 kg
FC	250 mm segmented	9.84 in segmented	5.5 kg
	550 mm segmented	21.65 in segmented	13.8 kg
Sectioning FA	1250 mm	49.21 in	27.5 kg
	2050 mm	80.71 in	45.0 kg
	2550 mm	100.39 in	56.0 kg
	3050 mm	120.08 in	67.0 kg
	4050 mm	159.45 in	89.0 kg
Sectioning FB	1250 mm	49.21 in	27.5 kg
	2050 mm	80.71 in	45.0 kg
	2550 mm	100.39 in	56.0 kg
	3050 mm	120.08 in	67.0 kg
	4050 mm	159.45 in	89.0 kg

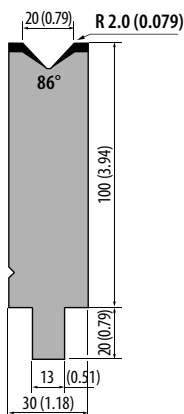


42Cr: 900-1150 N/mm²

Segments of Sectioning FB (500, 300, 200, 100, 50, 45, 40, 35, 30, 25) are also available separately (FD). Prices upon request!

TMR100.20.86

1150 kN/m max.



	500 mm	19.68 in	12.2 kg
FC	250 mm segmented	9.84 in segmented	6.0 kg
	550 mm segmented	21.65 in segmented	13.4 kg
Sectioning FA	1250 mm	49.21 in	30.5 kg
	2050 mm	80.71 in	50.0 kg
	2550 mm	100.39 in	62.2 kg
	3050 mm	120.08 in	74.4 kg
	4050 mm	159.45 in	98.8 kg
Sectioning FB	1250 mm	49.21 in	30.5 kg
	2050 mm	80.71 in	50.0 kg
	2550 mm	100.39 in	62.2 kg
	3050 mm	120.08 in	74.4 kg
	4050 mm	159.45 in	98.8 kg

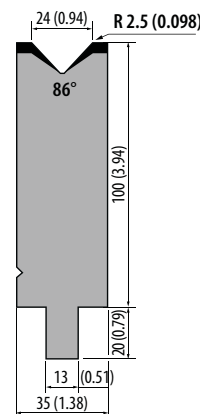


42Cr: 900-1150 N/mm²

Segments of Sectioning FB (500, 300, 200, 100, 50, 45, 40, 35, 30, 25) are also available separately (FD). Prices upon request!

TMR100.24.86

1200 kN/m max.



	500 mm	19.68 in	14.0 kg
FC	250 mm segmented	9.84 in segmented	7.0 kg
	550 mm segmented	21.65 in segmented	15.4 kg
Sectioning FA	1250 mm	49.21 in	35.0 kg
	2050 mm	80.71 in	57.4 kg
	2550 mm	100.39 in	71.4 kg
	3050 mm	120.08 in	85.4 kg
	4050 mm	159.45 in	113.0 kg
Sectioning FB	1250 mm	49.21 in	35.0 kg
	2050 mm	80.71 in	57.4 kg
	2550 mm	100.39 in	71.4 kg
	3050 mm	120.08 in	85.4 kg
	4050 mm	159.45 in	113.0 kg



42Cr: 900-1150 N/mm²

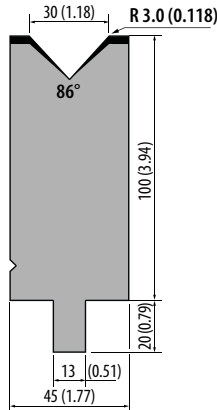
Segments of Sectioning FB (500, 300, 200, 100, 50, 45, 40, 35, 30, 25) are also available separately (FD). Prices upon request!

R2 ROLLER TYPE R2

Dies 86°, H=100 (3.94)

TMR100.30.86

1200 kN/m max.



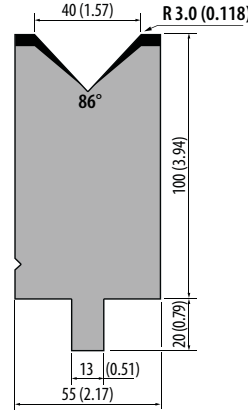
42Cr: 900-1150 N/mm²

FC	500 mm	19.68 in	17.6 kg
	250 mm segmented	9.84 in segmented	9.0 kg
FW	550 mm segmented	21.65 in segmented	19.4 kg
	1250 mm	49.21 in	45.0 kg
Sectioning FA	2050 mm	80.71 in	74.0 kg
	2550 mm	100.39 in	92.0 kg
	3050 mm	120.08 in	110.0 kg
	4050 mm	159.45 in	146.0 kg
Sectioning FB	1250 mm	49.21 in	45.0 kg
	2050 mm	80.71 in	74.0 kg
	2550 mm	100.39 in	92.0 kg
	3050 mm	120.08 in	110.0 kg
	4050 mm	159.45 in	146.0 kg

Segments of Sectioning FB (500, 300, 200, 100, 50, 45, 40, 35, 30, 25) are also available separately (FD). Prices upon request!

TMR100.40.86

1200 kN/m max.



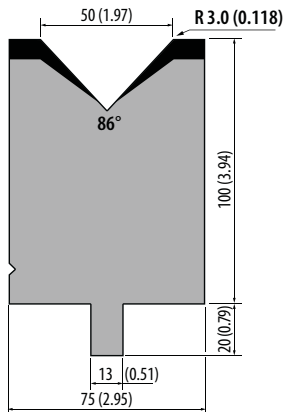
42Cr: 900-1150 N/mm²

FC	500 mm	19.68 in	20.0 kg
	250 mm segmented	9.84 in segmented	10.0 kg
FW	550 mm segmented	21.65 in segmented	22.0 kg
	1250 mm	49.21 in	50.0 kg
Sectioning FA	2050 mm	80.71 in	82.0 kg
	2550 mm	100.39 in	102.0 kg
	3050 mm	120.08 in	122.0 kg
	4050 mm	159.45 in	162.0 kg
Sectioning FB	1250 mm	49.21 in	50.0 kg
	2050 mm	80.71 in	82.0 kg
	2550 mm	100.39 in	102.0 kg
	3050 mm	120.08 in	122.0 kg
	4050 mm	159.45 in	162.0 kg

Segments of Sectioning FB (500, 300, 200, 100, 50, 45, 40, 35, 30, 25) are also available separately (FD). Prices upon request!

TMR100.50.86

1500 kN/m max.



42Cr: 900-1150 N/mm²

FC	500 mm	19.68 in	27.5 kg
	250 mm segmented	9.84 in segmented	13.8 kg
FW	550 mm segmented	21.65 in segmented	30.3 kg
	1250 mm	49.21 in	50.0 kg
Sectioning FA	2050 mm	80.71 in	82.0 kg
	2550 mm	100.39 in	102.0 kg
	3050 mm	120.08 in	122.0 kg
	4050 mm	159.45 in	162.0 kg
Sectioning FB	1250 mm	49.21 in	50.0 kg
	2050 mm	80.71 in	82.0 kg
	2550 mm	100.39 in	102.0 kg
	3050 mm	120.08 in	122.0 kg
	4050 mm	159.45 in	162.0 kg

Segments of Sectioning FB (500, 300, 200, 100, 50, 45, 40, 35, 30, 25) are also available separately (FD). Prices upon request!

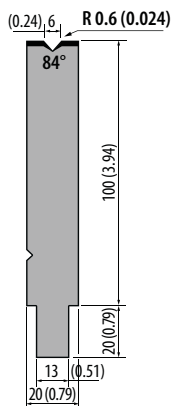
Die Adapters see pages 226-229

Dies 84°, H=100 (3.94)

TMR100.06.84

1200 kN/m max.

NEW



42Cr: 900-1150 N/mm²

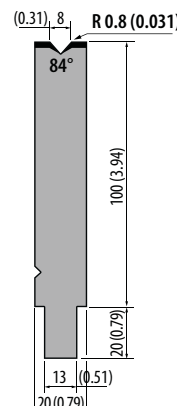
FC	500 mm	19.68 in	8.8 kg
	250 mm segmented	9.84 in segmented	4.4 kg
FW	550 mm segmented	21.65 in segmented	9.7 kg
	1250 mm	49.21 in	22.0 kg
Sectioning FA	2050 mm	80.71 in	36.1 kg
	2550 mm	100.39 in	44.9 kg
	3050 mm	120.08 in	53.7 kg
	4050 mm	159.45 in	71.3 kg
Sectioning FB	1250 mm	49.21 in	22.0 kg
	2050 mm	80.71 in	36.1 kg
	2550 mm	100.39 in	44.9 kg
	3050 mm	120.08 in	53.7 kg
	4050 mm	159.45 in	71.3 kg

Segments of Sectioning FB (500, 300, 200, 100, 50, 45, 40, 35, 30, 25) are also available separately (FD). Prices upon request!

TMR100.08.84

1150 kN/m max.

NEW



42Cr: 900-1150 N/mm²

FC	500 mm	19.68 in	8.8 kg
	250 mm segmented	9.84 in segmented	4.4 kg
FW	550 mm segmented	21.65 in segmented	9.7 kg
	1250 mm	49.21 in	22.0 kg
Sectioning FA	2050 mm	80.71 in	36.1 kg
	2550 mm	100.39 in	44.9 kg
	3050 mm	120.08 in	53.7 kg
	4050 mm	159.45 in	71.3 kg
Sectioning FB	1250 mm	49.21 in	22.0 kg
	2050 mm	80.71 in	36.1 kg
	2550 mm	100.39 in	44.9 kg
	3050 mm	120.08 in	53.7 kg
	4050 mm	159.45 in	71.3 kg

Segments of Sectioning FB (500, 300, 200, 100, 50, 45, 40, 35, 30, 25) are also available separately (FD). Prices upon request!

R2 ROLLER TYPE R2

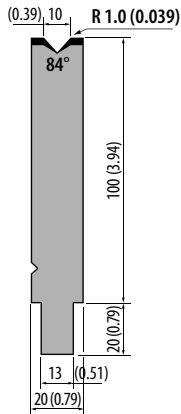
Dies 84°, H=100 (3.94)



TMR100.10.84

1100 kN/m max.

NEW



	500 mm	19.68 in	8.7 kg
FC	250 mm segmented	9.84 in segmented	4.4 kg
	550 mm segmented	21.65 in segmented	9.7 kg
Sectioning FA	1250 mm	49.21 in	21.8 kg
	2050 mm	80.71 in	35.7 kg
	2550 mm	100.39 in	44.4 kg
	3050 mm	120.08 in	53.1 kg
	4050 mm	159.45 in	70.5 kg
Sectioning FB	1250 mm	49.21 in	21.8 kg
	2050 mm	80.71 in	35.7 kg
	2550 mm	100.39 in	44.4 kg
	3050 mm	120.08 in	53.1 kg
	4050 mm	159.45 in	70.5 kg



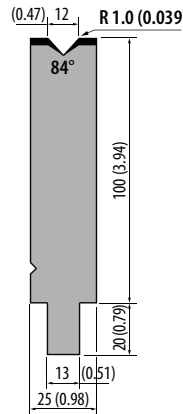
42Cr: 900-1150 N/mm²

Segments of Sectioning FB (500, 300, 200, 100, 50, 45, 40, 35, 30, 25) are also available separately (FD). Prices upon request!

TMR100.12.84

1200 kN/m max.

NEW



	500 mm	19.68 in	10.0 kg
FC	250 mm segmented	9.84 in segmented	5.0 kg
	550 mm segmented	21.65 in segmented	11.0 kg
Sectioning FA	1250 mm	49.21 in	25.0 kg
	2050 mm	80.71 in	41.0 kg
	2550 mm	100.39 in	51.0 kg
	3050 mm	120.08 in	61.0 kg
	4050 mm	159.45 in	81.0 kg
Sectioning FB	1250 mm	49.21 in	25.0 kg
	2050 mm	80.71 in	41.0 kg
	2550 mm	100.39 in	51.0 kg
	3050 mm	120.08 in	61.0 kg
	4050 mm	159.45 in	81.0 kg



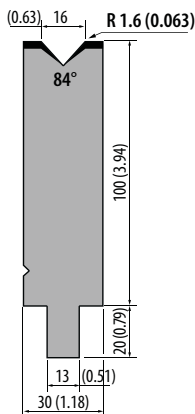
42Cr: 900-1150 N/mm²

Segments of Sectioning FB (500, 300, 200, 100, 50, 45, 40, 35, 30, 25) are also available separately (FD). Prices upon request!

TMR100.16.84

1200 kN/m max.

NEW



	500 mm	19.68 in	12.5 kg
FC	250 mm segmented	9.84 in segmented	6.3 kg
	550 mm segmented	21.65 in segmented	13.8 kg
Sectioning FA	1250 mm	49.21 in	31.3 kg
	2050 mm	80.71 in	51.3 kg
	2550 mm	100.39 in	63.8 kg
	3050 mm	120.08 in	76.3 kg
	4050 mm	159.45 in	101.3 kg
Sectioning FB	1250 mm	49.21 in	31.3 kg
	2050 mm	80.71 in	51.3 kg
	2550 mm	100.39 in	63.8 kg
	3050 mm	120.08 in	76.3 kg
	4050 mm	159.45 in	101.3 kg



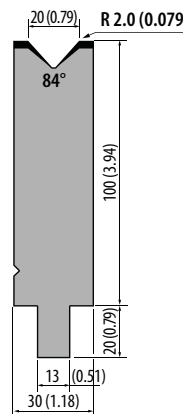
42Cr: 900-1150 N/mm²

Segments of Sectioning FB (500, 300, 200, 100, 50, 45, 40, 35, 30, 25) are also available separately (FD). Prices upon request!

TMR100.20.84

1150 kN/m max.

NEW



	500 mm	19.68 in	12.2 kg
FC	250 mm segmented	9.84 in segmented	6.1 kg
	550 mm segmented	21.65 in segmented	13.4 kg
Sectioning FA	1250 mm	49.21 in	30.5 kg
	2050 mm	80.71 in	50.0 kg
	2550 mm	100.39 in	62.2 kg
	3050 mm	120.08 in	74.4 kg
	4050 mm	159.45 in	98.8 kg
Sectioning FB	1250 mm	49.21 in	30.5 kg
	2050 mm	80.71 in	50.0 kg
	2550 mm	100.39 in	62.2 kg
	3050 mm	120.08 in	74.4 kg
	4050 mm	159.45 in	98.8 kg



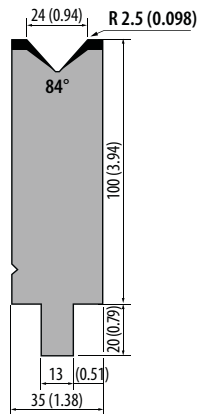
42Cr: 900-1150 N/mm²

Segments of Sectioning FB (500, 300, 200, 100, 50, 45, 40, 35, 30, 25) are also available separately (FD). Prices upon request!

TMR100.24.84

1200 kN/m max.

NEW



	500 mm	19.68 in	14.0 kg
FC	250 mm segmented	9.84 in segmented	7.0 kg
	550 mm segmented	21.65 in segmented	15.4 kg
Sectioning FA	1250 mm	49.21 in	35.0 kg
	2050 mm	80.71 in	57.4 kg
	2550 mm	100.39 in	71.4 kg
	3050 mm	120.08 in	85.4 kg
	4050 mm	159.45 in	113.4 kg
Sectioning FB	1250 mm	49.21 in	35.0 kg
	2050 mm	80.71 in	57.4 kg
	2550 mm	100.39 in	71.4 kg
	3050 mm	120.08 in	85.4 kg
	4050 mm	159.45 in	113.4 kg



42Cr: 900-1150 N/mm²

Segments of Sectioning FB (500, 300, 200, 100, 50, 45, 40, 35, 30, 25) are also available separately (FD). Prices upon request!

Articles on stock – Please note that delivery time varies according to your location.

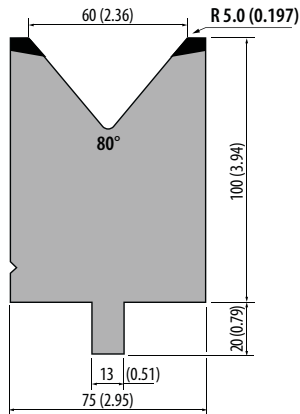
4
R2

R2 ROLLER TYPE R2

Dies 80°, H=100 (3.94)

TMR100.60.80

1500 kN/m max.



FW / FC	500 mm	19.68 in	26.0 kg
250 mm segmented	9.84 in segmented	13.0 kg	
550 mm segmented	21.65 in segmented	28.6 kg	
Sectioning FA	1250 mm	49.21 in	65.0 kg
2050 mm	80.71 in	107.0 kg	
2550 mm	100.39 in	133.0 kg	
3050 mm	120.08 in	159.0 kg	
4050 mm	159.45 in	210.0 kg	
Sectioning FB	1250 mm	49.21 in	65.0 kg
2050 mm	80.71 in	107.0 kg	
2550 mm	100.39 in	133.0 kg	
3050 mm	120.08 in	159.0 kg	
4050 mm	159.45 in	210.0 kg	

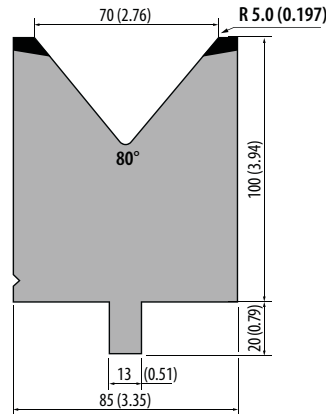


42Cr: 900-1150 N/mm²

Segments of Sectioning FB (500, 300, 200, 100, 50, 45, 40, 35, 30, 25) are also available separately (FD). Prices upon request!

TMR100.70.80

1500 kN/m max.



FW / FC	500 mm	19.68 in	28.5 kg
250 mm segmented	9.84 in segmented	14.3 kg	
550 mm segmented	21.65 in segmented	31.4 kg	
Sectioning FA	1250 mm	49.21 in	71.3 kg
2050 mm	80.71 in	117.0 kg	
2550 mm	100.39 in	145.0 kg	
3050 mm	120.08 in	174.0 kg	
4050 mm	159.45 in	231.0 kg	
Sectioning FB	1250 mm	49.21 in	71.3 kg
2050 mm	80.71 in	117.0 kg	
2550 mm	100.39 in	145.0 kg	
3050 mm	120.08 in	174.0 kg	
4050 mm	159.45 in	231.0 kg	

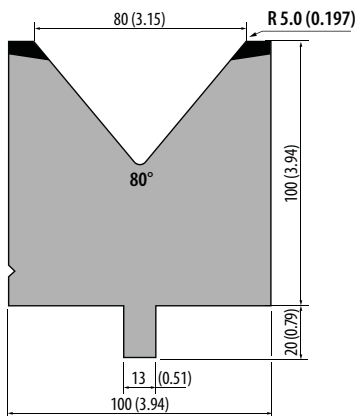


42Cr: 900-1150 N/mm²

Segments of Sectioning FB (500, 300, 200, 100, 50, 45, 40, 35, 30, 25) are also available separately (FD). Prices upon request!

TMR100.80.80

1500 kN/m max.



FW / FC	500 mm	19.68 in	33.0 kg
250 mm segmented	9.84 in segmented	16.5 kg	
550 mm segmented	21.65 in segmented	36.3 kg	
Sectioning FA	1250 mm	49.21 in	82.5 kg
2050 mm	80.71 in	135.0 kg	
2550 mm	100.39 in	168.0 kg	
3050 mm	120.08 in	201.0 kg	
4050 mm	159.45 in	267.0 kg	
Sectioning FB	1250 mm	49.21 in	82.5 kg
2050 mm	80.71 in	135.0 kg	
2550 mm	100.39 in	168.0 kg	
3050 mm	120.08 in	201.0 kg	
4050 mm	159.45 in	267.0 kg	



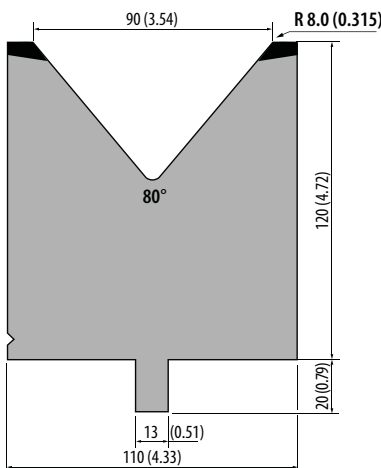
42Cr: 900-1150 N/mm²

Segments of Sectioning FB (500, 300, 200, 100, 50, 45, 40, 35, 30, 25) are also available separately (FD). Prices upon request!



TMR120.90.80

1500 kN/m max.



FW / FC	500 mm	19.68 in	43.0 kg
250 mm segmented	9.84 in segmented	21.5 kg	
550 mm segmented	21.65 in segmented	47.3 kg	
Sectioning FA	1250 mm	49.21 in	168.0 kg
2050 mm	80.71 in	176.0 kg	
2550 mm	100.39 in	219.0 kg	
3050 mm	120.08 in	262.0 kg	
4050 mm	159.45 in	348.0 kg	
Sectioning FB	1250 mm	49.21 in	168.0 kg
2050 mm	80.71 in	176.0 kg	
2550 mm	100.39 in	219.0 kg	
3050 mm	120.08 in	262.0 kg	
4050 mm	159.45 in	348.0 kg	

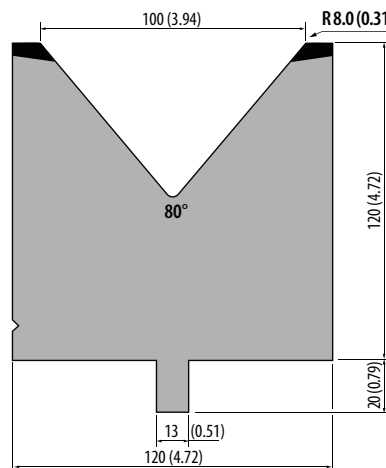


42Cr: 900-1150 N/mm²

Segments of Sectioning FB (500, 300, 200, 100, 50, 45, 40, 35, 30, 25) are also available separately (FD). Prices upon request!

TMR120.100.80

1500 kN/m max.



FW / FC	500 mm	19.68 in	45.0 kg
250 mm segmented	9.84 in segmented	22.5 kg	
550 mm segmented	21.65 in segmented	49.5 kg	
Sectioning FA	1250 mm	49.21 in	113.0 kg
2050 mm	80.71 in	185.0 kg	
2550 mm	100.39 in	230.0 kg	
3050 mm	120.08 in	275.0 kg	
4050 mm	159.45 in	365.0 kg	
Sectioning FB	1250 mm	49.21 in	113.0 kg
2050 mm	80.71 in	185.0 kg	
2550 mm	100.39 in	230.0 kg	
3050 mm	120.08 in	275.0 kg	
4050 mm	159.45 in	365.0 kg	



42Cr: 900-1150 N/mm²

Segments of Sectioning FB (500, 300, 200, 100, 50, 45, 40, 35, 30, 25) are also available separately (FD). Prices upon request!

R2 ROLLERI TYPE R2

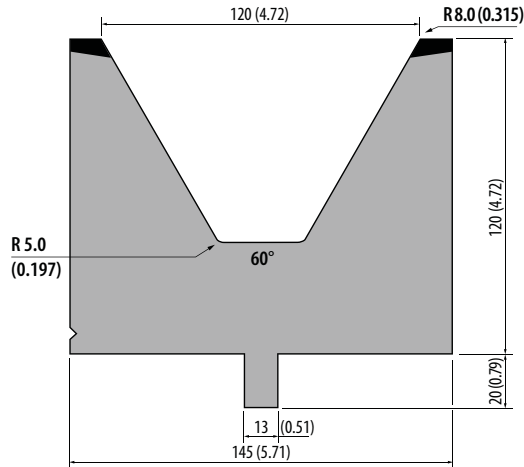
Dies 60°, H=120 (4.72)



TMR120.120.60

1600 kN/m max.

NEW



	500 mm	19.68 in	45.5 kg
FC	250 mm segmented	9.84 in segmented	22.8 kg
	550 mm segmented	21.65 in segmented	50.1 kg
Sectioning FA	1250 mm	49.21 in	113.8 kg
	2050 mm	80.71 in	186.6 kg
	2550 mm	100.39 in	232.1 kg
	3050 mm	120.08 in	277.6 kg
	4050 mm	159.45 in	368.6 kg
Sectioning FB	1250 mm	49.21 in	113.8 kg
	2050 mm	80.71 in	186.6 kg
	2550 mm	100.39 in	232.1 kg
	3050 mm	120.08 in	277.6 kg
	4050 mm	159.45 in	368.6 kg



42Cr: 900-1150 N/mm²

Segments of Sectioning FB (500, 300, 200, 100, 50, 45, 40, 35, 30, 25) are also available separately (FD). Prices upon request!

4
R2



Rolleri Videos

find updated and helpful videos at:
www.rolleritools.com/videos/overview

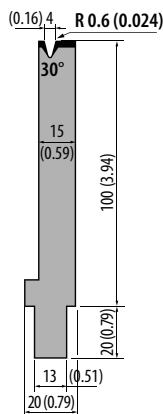


Dies 30°, H=100 (3.94)

TMR100.04.30

150 kN/m max.

NEW



	500 mm	19.68 in	7.0 kg
FC	250 mm segmented	9.84 in segmented	3.5 kg
	550 mm segmented	21.65 in segmented	7.7 kg
Sectioning FA	1250 mm	49.21 in	17.5 kg
	2050 mm	80.71 in	28.7 kg
	2550 mm	100.39 in	35.7 kg
	3050 mm	120.08 in	42.7 kg
	4050 mm	159.45 in	56.7 kg
Sectioning FB	1250 mm	49.21 in	17.5 kg
	2050 mm	80.71 in	28.7 kg
	2550 mm	100.39 in	35.7 kg
	3050 mm	120.08 in	42.7 kg
	4050 mm	159.45 in	56.7 kg

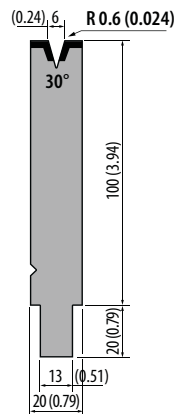


42Cr: 900-1150 N/mm²

Segments of Sectioning FB (500, 300, 200, 100, 50, 45, 40, 35, 30, 25) are also available separately (FD). Prices upon request!

TMR100.06.30

400 kN/m max.



	500 mm	19.68 in	8.7 kg
FC	250 mm segmented	9.84 in segmented	4.3 kg
	550 mm segmented	21.65 in segmented	9.6 kg
Sectioning FA	1250 mm	49.21 in	21.8 kg
	2050 mm	80.71 in	34.9 kg
	2550 mm	100.39 in	43.4 kg
	3050 mm	120.08 in	51.9 kg
	4050 mm	159.45 in	68.9 kg
Sectioning FB	1250 mm	49.21 in	21.8 kg
	2050 mm	80.71 in	34.9 kg
	2550 mm	100.39 in	43.4 kg
	3050 mm	120.08 in	51.9 kg
	4050 mm	159.45 in	68.9 kg



42Cr: 900-1150 N/mm²

Segments of Sectioning FB (500, 300, 200, 100, 50, 45, 40, 35, 30, 25) are also available separately (FD). Prices upon request!



Article on stock



Please ask for delivery time!

1 kg = 2.20 Pounds (lb) = 35.27 Ounces (oz)
100 mm = 3.94 Inch (in) = 0.33 Feet (ft)



Articles on stock – Please note that delivery time depends on your location.

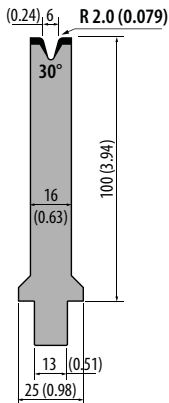
R2 ROLLER TYPE R2

Dies 30°, H=100 (3.94)

WMR100.06.30

400 kN/m max.

NEW



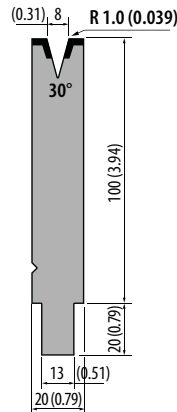
FW	515 mm	20.28 in	7.7 kg
	550 mm segmented	21.65 in segmented	8.2 kg

42Cr: 900-1150 N/mm²



TMR100.08.30

400 kN/m max.



FW	500 mm	19.68 in	8.5 kg
FC	250 mm segmented	9.84 in segmented	4.3 kg
	550 mm segmented	21.65 in segmented	9.4 kg

Sectioning FA	1250 mm	49.21 in	21.3 kg
	2050 mm	80.71 in	34.9 kg
	2550 mm	100.39 in	43.4 kg
	3050 mm	120.08 in	51.9 kg

Sectioning FB	1250 mm	49.21 in	21.3 kg
	2050 mm	80.71 in	34.9 kg
	2550 mm	100.39 in	43.4 kg
	3050 mm	120.08 in	51.9 kg
	4050 mm	159.45 in	68.9 kg



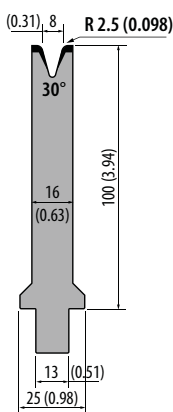
42Cr: 900-1150 N/mm²

Segments of Sectioning FB (500, 300, 200, 100, 50, 45, 40, 35, 30, 25) are also available separately (FD). Prices upon request!

WMR100.08.30

400 kN/m max.

NEW



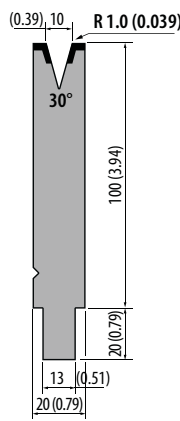
FW	515 mm	20.28 in	7.7 kg
	550 mm segmented	21.65 in segmented	8.2 kg

42Cr: 900-1150 N/mm²



TMR100.10.30

400 kN/m max.



FW	500 mm	19.68 in	8.5 kg
FC	250 mm segmented	9.84 in segmented	3.5 kg
	550 mm segmented	21.65 in segmented	9.4 kg

Sectioning FA	1250 mm	49.21 in	17.5 kg
	2050 mm	80.71 in	28.7 kg
	2550 mm	100.39 in	35.7 kg
	3050 mm	120.08 in	42.7 kg
	4050 mm	159.45 in	56.7 kg

Sectioning FB	1250 mm	49.21 in	17.5 kg
	2050 mm	80.71 in	28.7 kg
	2550 mm	100.39 in	35.7 kg
	3050 mm	120.08 in	42.7 kg
	4050 mm	159.45 in	56.7 kg



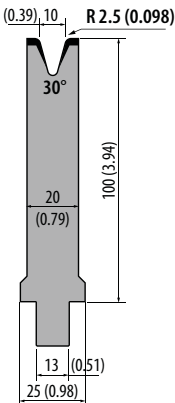
42Cr: 900-1150 N/mm²

Segments of Sectioning FB (500, 300, 200, 100, 50, 45, 40, 35, 30, 25) are also available separately (FD). Prices upon request!

WMR100.10.30

400 kN/m max.

NEW



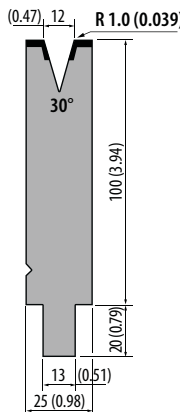
FW	515 mm	20.28 in	9.0 kg
	550 mm segmented	21.65 in segmented	9.6 kg

42Cr: 900-1150 N/mm²



TMR100.12.30

400 kN/m max.



FW	500 mm	19.68 in	10.3 kg
FC	250 mm segmented	9.84 in segmented	5.3 kg
	550 mm segmented	21.65 in segmented	11.3 kg

Sectioning FA	1250 mm	49.21 in	26.3 kg
	2050 mm	80.71 in	43.1 kg
	2550 mm	100.39 in	53.6 kg
	3050 mm	120.08 in	64.1 kg
	4050 mm	159.45 in	85.1 kg

Sectioning FB	1250 mm	49.21 in	26.3 kg
	2050 mm	80.71 in	43.1 kg
	2550 mm	100.39 in	53.6 kg
	3050 mm	120.08 in	64.1 kg
	4050 mm	159.45 in	85.1 kg



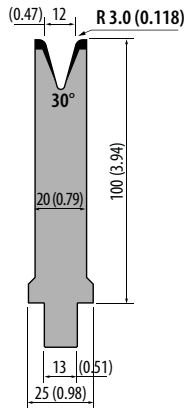
42Cr: 900-1150 N/mm²

Segments of Sectioning FB (500, 300, 200, 100, 50, 45, 40, 35, 30, 25) are also available separately (FD). Prices upon request!

WMR100.12.30

400 kN/m max.

NEW



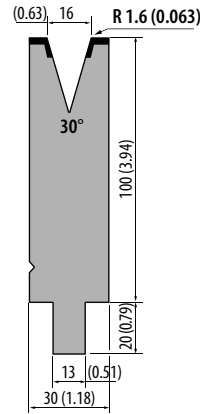
	515 mm	20.28 in	8.9 kg
FW	550 mm segmented	21.65 in segmented	9.5 kg

42Cr: 900-1150 N/mm²



TMR100.16.30

500 kN/m max.



	500 mm	19.68 in	11.8 kg
FW	250 mm segmented	9.84 in segmented	6.0 kg
	550 mm segmented	21.65 in segmented	12.9 kg

Sectioning FA	1250 mm	49.21 in	29.5 kg
	2050 mm	80.71 in	48.4 kg
	2550 mm	100.39 in	60.2 kg
	3050 mm	120.08 in	72.0 kg

Sectioning FB	1250 mm	49.21 in	29.5 kg
	2050 mm	80.71 in	48.4 kg
	2550 mm	100.39 in	60.2 kg
	3050 mm	120.08 in	72.0 kg
	4050 mm	159.45 in	95.6 kg



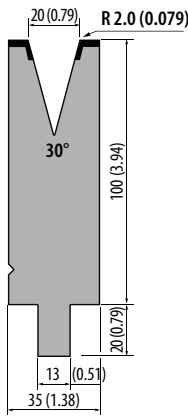
42Cr: 900-1150 N/mm²

Segments of Sectioning FB (500, 300, 200, 100, 50, 45, 40, 35, 30, 25) are also available separately (FD). Prices upon request!

4 R2

TMR100.20.30

600 kN/m max.



	500 mm	19.68 in	13.0 kg
FW	250 mm segmented	9.84 in segmented	6.5 kg
	550 mm segmented	21.65 in segmented	14.3 kg

Sectioning FA	1250 mm	49.21 in	32.5 kg
	2050 mm	80.71 in	53.3 kg
	2550 mm	100.39 in	66.3 kg
	3050 mm	120.08 in	79.3 kg
	4050 mm	159.45 in	105.0 kg

Sectioning FB	1250 mm	49.21 in	32.5 kg
	2050 mm	80.71 in	53.3 kg
	2550 mm	100.39 in	66.3 kg
	3050 mm	120.08 in	79.3 kg
	4050 mm	159.45 in	105.0 kg

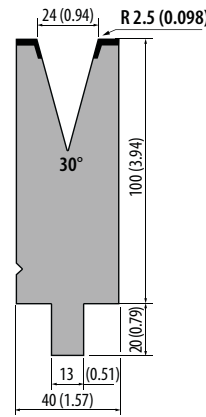


42Cr: 900-1150 N/mm²

Segments of Sectioning FB (500, 300, 200, 100, 50, 45, 40, 35, 30, 25) are also available separately (FD). Prices upon request!

TMR100.24.30

650 kN/m max.



	500 mm	19.68 in	15.0 kg
FW	250 mm segmented	9.84 in segmented	7.5 kg
	550 mm segmented	21.65 in segmented	16.5 kg

Sectioning FA	1250 mm	49.21 in	37.5 kg
	2050 mm	80.71 in	61.5 kg
	2550 mm	100.39 in	76.5 kg
	3050 mm	120.08 in	91.5 kg
	4050 mm	159.45 in	122.0 kg

Sectioning FB	1250 mm	49.21 in	37.5 kg
	2050 mm	80.71 in	61.5 kg
	2550 mm	100.39 in	76.5 kg
	3050 mm	120.08 in	91.5 kg
	4050 mm	159.45 in	122.0 kg

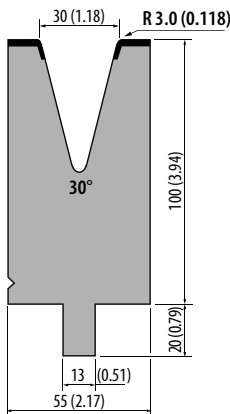


42Cr: 900-1150 N/mm²

Segments of Sectioning FB (500, 300, 200, 100, 50, 45, 40, 35, 30, 25) are also available separately (FD). Prices upon request!

TMR100.30.30

900 kN/m max.



	500 mm	19.68 in	19.0 kg
FW	250 mm segmented	9.84 in segmented	9.5 kg
	550 mm segmented	21.65 in segmented	20.9 kg

Sectioning FA	1250 mm	49.21 in	47.5 kg
	2050 mm	80.71 in	80.0 kg
	2550 mm	100.39 in	96.9 kg
	3050 mm	120.08 in	116.0 kg
	4050 mm	159.45 in	154.0 kg

Sectioning FB	1250 mm	49.21 in	47.5 kg
	2050 mm	80.71 in	80.0 kg
	2550 mm	100.39 in	96.9 kg
	3050 mm	120.08 in	116.0 kg
	4050 mm	159.45 in	154.0 kg



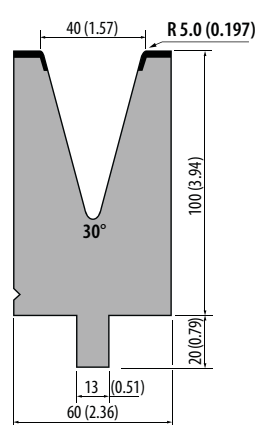
42Cr: 900-1150 N/mm²

Segments of Sectioning FB (500, 300, 200, 100, 50, 45, 40, 35, 30, 25) are also available separately (FD). Prices upon request!

TMR100.40.30

900 kN/m max.

NEW



	500 mm	19.68 in	18.5 kg
FW	250 mm segmented	9.84 in segmented	9.3 kg
	550 mm segmented	21.65 in segmented	20.4 kg

Sectioning FA	1250 mm	49.21 in	46.3 kg
	2050 mm	80.71 in	75.9 kg
	2550 mm	100.39 in	94.4 kg
	3050 mm	120.08 in	112.9 kg
	4050 mm	159.45 in	149.9 kg

Sectioning FB	1250 mm	49.21 in	46.3 kg
	2050 mm	80.71 in	75.9 kg
	2550 mm	100.39 in	94.4 kg
	3050 mm	120.08 in	112.9 kg
	4050 mm	159.45 in	149.9 kg



42Cr: 900-1150 N/mm²

Segments of Sectioning FB (500, 300, 200, 100, 50, 45, 40, 35, 30, 25) are also available separately (FD). Prices upon request!



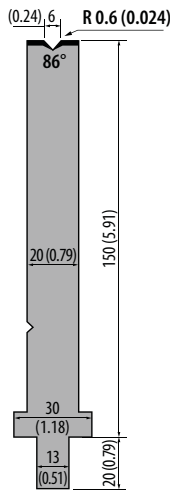
R2 ROLLER TYPE R2

Dies 86°, H=150 (5.91)

TMR150.06.86

400 kN/m max.

NEW



42Cr: 900-1150 N/mm²

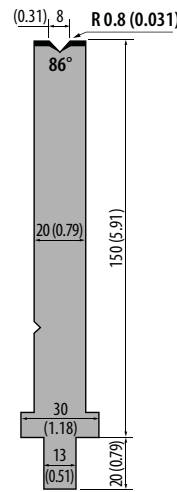
FW FC	500 mm	19.68 in	13.0 kg
	250 mm segmented	9.84 in segmented	6.5 kg
	550 mm segmented	21.65 in segmented	14.3 kg
Sectioning FA	1250 mm	49.21 in	32.5 kg
	2050 mm	80.71 in	53.3 kg
	2550 mm	100.39 in	66.3 kg
	3050 mm	120.08 in	79.3 kg
	4050 mm	159.45 in	105.3 kg
Sectioning FB	1250 mm	49.21 in	32.5 kg
	2050 mm	80.71 in	53.3 kg
	2550 mm	100.39 in	66.3 kg
	3050 mm	120.08 in	79.3 kg
	4050 mm	159.45 in	105.3 kg

Segments of Sectioning FB (500, 300, 200, 100, 50, 45, 40, 35, 30, 25) are also available separately (FD). Prices upon request!

TMR150.08.86

400 kN/m max.

NEW



42Cr: 900-1150 N/mm²

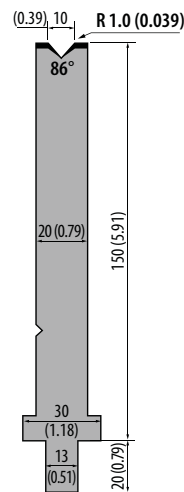
FW FC	500 mm	19.68 in	13.1 kg
	250 mm segmented	9.84 in segmented	6.6 kg
	550 mm segmented	21.65 in segmented	14.4 kg
Sectioning FA	1250 mm	49.21 in	32.8 kg
	2050 mm	80.71 in	53.7 kg
	2550 mm	100.39 in	66.8 kg
	3050 mm	120.08 in	79.9 kg
	4050 mm	159.45 in	106.1 kg
Sectioning FB	1250 mm	49.21 in	32.8 kg
	2050 mm	80.71 in	53.7 kg
	2550 mm	100.39 in	66.8 kg
	3050 mm	120.08 in	79.9 kg
	4050 mm	159.45 in	106.1 kg

Segments of Sectioning FB (500, 300, 200, 100, 50, 45, 40, 35, 30, 25) are also available separately (FD). Prices upon request!

TMR150.10.86

500 kN/m max.

NEW



42Cr: 900-1150 N/mm²

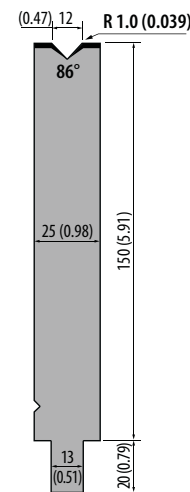
FW FC	500 mm	19.68 in	13.0 kg
	250 mm segmented	9.84 in segmented	6.5 kg
	550 mm segmented	21.65 in segmented	14.3 kg
Sectioning FA	1250 mm	49.21 in	32.5 kg
	2050 mm	80.71 in	53.3 kg
	2550 mm	100.39 in	66.3 kg
	3050 mm	120.08 in	79.3 kg
	4050 mm	159.45 in	105.3 kg
Sectioning FB	1250 mm	49.21 in	32.5 kg
	2050 mm	80.71 in	53.3 kg
	2550 mm	100.39 in	66.3 kg
	3050 mm	120.08 in	79.3 kg
	4050 mm	159.45 in	105.3 kg

Segments of Sectioning FB (500, 300, 200, 100, 50, 45, 40, 35, 30, 25) are also available separately (FD). Prices upon request!

TMR150.12.86

500 kN/m max.

NEW



42Cr: 900-1150 N/mm²

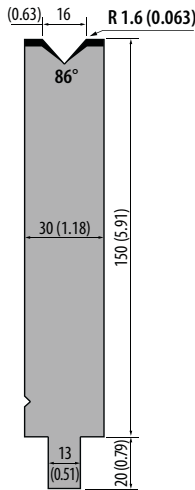
FW FC	500 mm	19.68 in	15.5 kg
	250 mm segmented	9.84 in segmented	7.8 kg
	550 mm segmented	21.65 in segmented	17.0 kg
Sectioning FA	1250 mm	49.21 in	38.8 kg
	2050 mm	80.71 in	63.6 kg
	2550 mm	100.39 in	79.1 kg
	3050 mm	120.08 in	94.6 kg
	4050 mm	159.45 in	125.6 kg
Sectioning FB	1250 mm	49.21 in	38.8 kg
	2050 mm	80.71 in	63.6 kg
	2550 mm	100.39 in	79.1 kg
	3050 mm	120.08 in	94.6 kg
	4050 mm	159.45 in	125.6 kg

Segments of Sectioning FB (500, 300, 200, 100, 50, 45, 40, 35, 30, 25) are also available separately (FD). Prices upon request!

TMR150.16.86

700 kN/m max.

NEW



42Cr: 900-1150 N/mm²

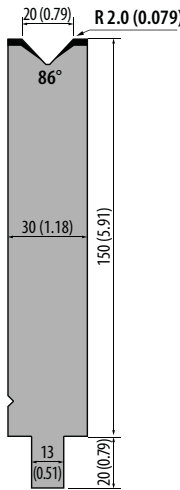
FW FC	500 mm	19.68 in	18.0 kg
	250 mm segmented	9.84 in segmented	9.0 kg
	550 mm segmented	21.65 in segmented	19.8 kg
Sectioning FA	1250 mm	49.21 in	45.0 kg
	2050 mm	80.71 in	73.8 kg
	2550 mm	100.39 in	91.8 kg
	3050 mm	120.08 in	109.8 kg
	4050 mm	159.45 in	145.8 kg
Sectioning FB	1250 mm	49.21 in	45.0 kg
	2050 mm	80.71 in	73.8 kg
	2550 mm	100.39 in	91.8 kg
	3050 mm	120.08 in	109.8 kg
	4050 mm	159.45 in	145.8 kg

Segments of Sectioning FB (500, 300, 200, 100, 50, 45, 40, 35, 30, 25) are also available separately (FD). Prices upon request!

TMR150.20.86

700 kN/m max.

NEW



42Cr: 900-1150 N/mm²

FW FC	500 mm	19.68 in	18.2 kg
	250 mm segmented	9.84 in segmented	9.1 kg
	550 mm segmented	21.65 in segmented	20.0 kg
Sectioning FA	1250 mm	49.21 in	45.5 kg
	2050 mm	80.71 in	74.6 kg
	2550 mm	100.39 in	92.8 kg
	3050 mm	120.08 in	111.0 kg
	4050 mm	159.45 in	147.4 kg
Sectioning FB	1250 mm	49.21 in	45.5 kg
	2050 mm	80.71 in	74.6 kg
	2550 mm	100.39 in	92.8 kg
	3050 mm	120.08 in	111.0 kg
	4050 mm	159.45 in	147.4 kg

Segments of Sectioning FB (500, 300, 200, 100, 50, 45, 40, 35, 30, 25) are also available separately (FD). Prices upon request!

R2 ROLLERI TYPE R2

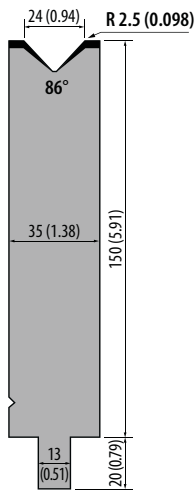
Dies 86°, H=150 (5.91)



TMR150.24.86

700 kN/m max.

NEW



42Cr: 900-1150 N/mm²

FW FC	500 mm	19.68 in	20.8 kg
	250 mm segmented	9.84 in segmented	10.4 kg
	550 mm segmented	21.65 in segmented	22.9 kg
Sectioning FA	1250 mm	49.21 in	52.0 kg
	2050 mm	80.71 in	85.3 kg
	2550 mm	100.39 in	106.0 kg
	3050 mm	120.08 in	129.9 kg
	4050 mm	159.45 in	168.5 kg
Sectioning FB	1250 mm	49.21 in	52.0 kg
	2050 mm	80.71 in	85.3 kg
	2550 mm	100.39 in	106.0 kg
	3050 mm	120.08 in	129.9 kg
	4050 mm	159.45 in	168.5 kg

Segments of Sectioning FB (500, 300, 200, 100, 50, 45, 40, 35, 30, 25) are also available separately (FD). Prices upon request!



4
R2



Rolleri Videos

find updated and helpful videos at:
www.rolleritools.com/videos/overview

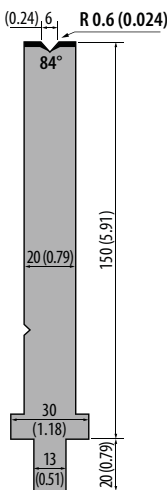


Dies 84°, H=150 (5.91)

TMR150.06.84

400 kN/m max.

NEW



42Cr: 900-1150 N/mm²

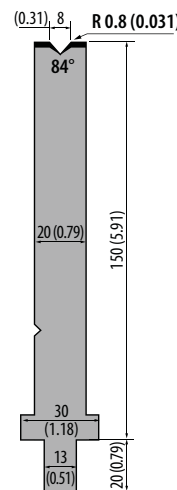
FW FC	500 mm	19.68 in	13.0 kg
	250 mm segmented	9.84 in segmented	6.5 kg
	550 mm segmented	21.65 in segmented	14.3 kg
Sectioning FA	1250 mm	49.21 in	32.5 kg
	2050 mm	80.71 in	53.3 kg
	2550 mm	100.39 in	66.3 kg
	3050 mm	120.08 in	79.3 kg
	4050 mm	159.45 in	105.3 kg
Sectioning FB	1250 mm	49.21 in	32.5 kg
	2050 mm	80.71 in	53.3 kg
	2550 mm	100.39 in	66.3 kg
	3050 mm	120.08 in	79.3 kg
	4050 mm	159.45 in	105.3 kg

Segments of Sectioning FB (500, 300, 200, 100, 50, 45, 40, 35, 30, 25) are also available separately (FD). Prices upon request!

TMR150.08.84

400 kN/m max.

NEW



42Cr: 900-1150 N/mm²

FW FC	500 mm	19.68 in	13.0 kg
	250 mm segmented	9.84 in segmented	6.5 kg
	550 mm segmented	21.65 in segmented	14.3 kg
Sectioning FA	1250 mm	49.21 in	32.5 kg
	2050 mm	80.71 in	53.3 kg
	2550 mm	100.39 in	66.3 kg
	3050 mm	120.08 in	79.3 kg
	4050 mm	159.45 in	105.3 kg
Sectioning FB	1250 mm	49.21 in	32.5 kg
	2050 mm	80.71 in	53.3 kg
	2550 mm	100.39 in	66.3 kg
	3050 mm	120.08 in	79.3 kg
	4050 mm	159.45 in	105.3 kg

Segments of Sectioning FB (500, 300, 200, 100, 50, 45, 40, 35, 30, 25) are also available separately (FD). Prices upon request!



Article on stock



Please ask for delivery time!

1 kg = 2.20 Pounds (lb) = 35.27 Ounces (oz)
100 mm = 3.94 Inch (in) = 0.33 Feet (ft)



Articles on stock – Please note that delivery time depends on your location.

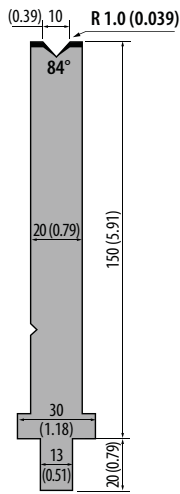
R2 ROLLER TYPE R2

Dies 84°, H=150 (5.91)

TMR150.10.84

500 kN/m max.

NEW



42Cr: 900-1150 N/mm²

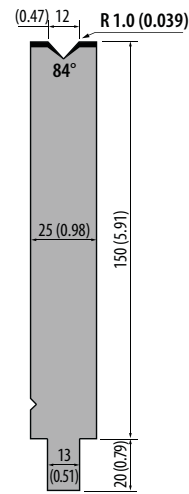
FW / FC	500 mm	19.68 in	13.0 kg
	250 mm segmented	9.84 in segmented	6.5 kg
	550 mm segmented	21.65 in segmented	14.3 kg
Sectioning FA	1250 mm	49.21 in	32.5 kg
	2050 mm	80.71 in	53.3 kg
	2550 mm	100.39 in	66.3 kg
	3050 mm	120.08 in	79.3 kg
	4050 mm	159.45 in	105.3 kg
Sectioning FB	1250 mm	49.21 in	32.5 kg
	2050 mm	80.71 in	53.3 kg
	2550 mm	100.39 in	66.3 kg
	3050 mm	120.08 in	79.3 kg
	4050 mm	159.45 in	105.3 kg

Segments of Sectioning FB (500, 300, 200, 100, 50, 45, 40, 35, 30, 25) are also available separately (FD). Prices upon request!

TMR150.12.84

500 kN/m max.

NEW



42Cr: 900-1150 N/mm²

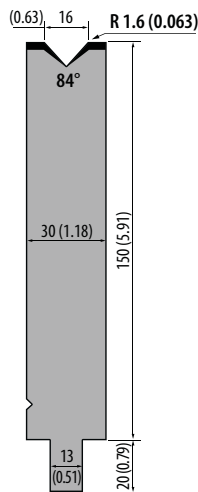
FW / FC	500 mm	19.68 in	15.5 kg
	250 mm segmented	9.84 in segmented	7.8 kg
	550 mm segmented	21.65 in segmented	17.0 kg
Sectioning FA	1250 mm	49.21 in	38.8 kg
	2050 mm	80.71 in	63.6 kg
	2550 mm	100.39 in	79.1 kg
	3050 mm	120.08 in	94.6 kg
	4050 mm	159.45 in	125.6 kg
Sectioning FB	1250 mm	49.21 in	38.8 kg
	2050 mm	80.71 in	63.6 kg
	2550 mm	100.39 in	79.1 kg
	3050 mm	120.08 in	94.6 kg
	4050 mm	159.45 in	125.6 kg

Segments of Sectioning FB (500, 300, 200, 100, 50, 45, 40, 35, 30, 25) are also available separately (FD). Prices upon request!

TMR150.16.84

700 kN/m max.

NEW



42Cr: 900-1150 N/mm²

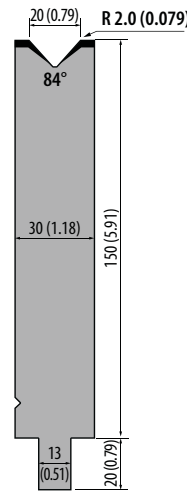
FW / FC	500 mm	19.68 in	18.0 kg
	250 mm segmented	9.84 in segmented	9.0 kg
	550 mm segmented	21.65 in segmented	19.8 kg
Sectioning FA	1250 mm	49.21 in	45.0 kg
	2050 mm	80.71 in	73.8 kg
	2550 mm	100.39 in	91.8 kg
	3050 mm	120.08 in	109.8 kg
	4050 mm	159.45 in	145.8 kg
Sectioning FB	1250 mm	49.21 in	45.0 kg
	2050 mm	80.71 in	73.8 kg
	2550 mm	100.39 in	91.8 kg
	3050 mm	120.08 in	109.8 kg
	4050 mm	159.45 in	145.8 kg

Segments of Sectioning FB (500, 300, 200, 100, 50, 45, 40, 35, 30, 25) are also available separately (FD). Prices upon request!

TMR150.20.84

700 kN/m max.

NEW



42Cr: 900-1150 N/mm²

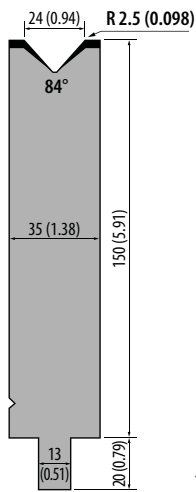
FW / FC	500 mm	19.68 in	18.2 kg
	250 mm segmented	9.84 in segmented	9.1 kg
	550 mm segmented	21.65 in segmented	20.0 kg
Sectioning FA	1250 mm	49.21 in	45.5 kg
	2050 mm	80.71 in	74.6 kg
	2550 mm	100.39 in	92.8 kg
	3050 mm	120.08 in	111.0 kg
	4050 mm	159.45 in	147.4 kg
Sectioning FB	1250 mm	49.21 in	45.5 kg
	2050 mm	80.71 in	74.6 kg
	2550 mm	100.39 in	92.8 kg
	3050 mm	120.08 in	111.0 kg
	4050 mm	159.45 in	147.4 kg

Segments of Sectioning FB (500, 300, 200, 100, 50, 45, 40, 35, 30, 25) are also available separately (FD). Prices upon request!

TMR150.24.84

700 kN/m max.

NEW



42Cr: 900-1150 N/mm²

FW / FC	500 mm	19.68 in	20.8 kg
	250 mm segmented	9.84 in segmented	10.4 kg
	550 mm segmented	21.65 in segmented	22.9 kg
Sectioning FA	1250 mm	49.21 in	52.0 kg
	2050 mm	80.71 in	85.3 kg
	2550 mm	100.39 in	106.0 kg
	3050 mm	120.08 in	129.9 kg
	4050 mm	159.45 in	168.5 kg
Sectioning FB	1250 mm	49.21 in	52.0 kg
	2050 mm	80.71 in	85.3 kg
	2550 mm	100.39 in	106.0 kg
	3050 mm	120.08 in	129.9 kg
	4050 mm	159.45 in	168.5 kg

Segments of Sectioning FB (500, 300, 200, 100, 50, 45, 40, 35, 30, 25) are also available separately (FD). Prices upon request!

R2 ROLLER TYPE R2

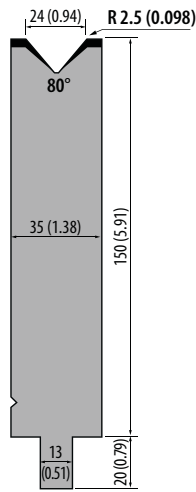
Dies 80°, H=150 (5.91)



TMR150.24.80

700 kN/m max.

NEW



	500 mm	19.68 in	20.8 kg
FC	250 mm segmented	9.84 in segmented	10.4 kg
	550 mm segmented	21.65 in segmented	22.9 kg
Sectioning FA	1250 mm	49.21 in	52.0 kg
	2050 mm	80.71 in	85.3 kg
	2550 mm	100.39 in	106.0 kg
	3050 mm	120.08 in	129.9 kg
	4050 mm	159.45 in	168.5 kg
Sectioning FB	1250 mm	49.21 in	52.0 kg
	2050 mm	80.71 in	85.3 kg
	2550 mm	100.39 in	106.0 kg
	3050 mm	120.08 in	129.9 kg
	4050 mm	159.45 in	168.5 kg

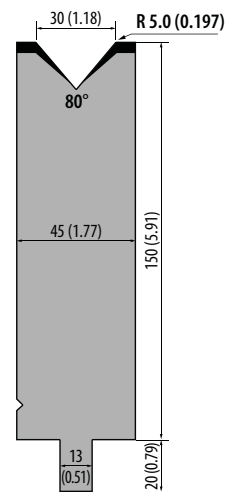
Segments of Sectioning FB (500, 300, 200, 100, 50, 45, 40, 35, 30, 25) are also available separately (FD). Prices upon request!

42Cr: 900-1150 N/mm²

TMR150.30.80

900 kN/m max.

NEW



	500 mm	19.68 in	26.0 kg
FC	250 mm segmented	9.84 in segmented	13.0 kg
	550 mm segmented	21.65 in segmented	28.6 kg
Sectioning FA	1250 mm	49.21 in	65.0 kg
	2050 mm	80.71 in	106.6 kg
	2550 mm	100.39 in	132.6 kg
	3050 mm	120.08 in	158.6 kg
	4050 mm	159.45 in	210.6 kg
Sectioning FB	1250 mm	49.21 in	65.0 kg
	2050 mm	80.71 in	106.6 kg
	2550 mm	100.39 in	132.6 kg
	3050 mm	120.08 in	158.6 kg
	4050 mm	159.45 in	210.6 kg

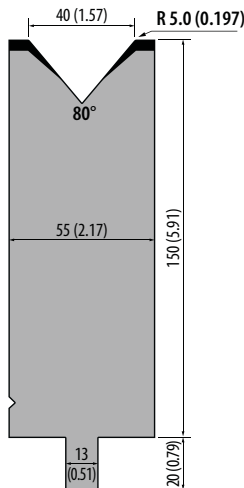
Segments of Sectioning FB (500, 300, 200, 100, 50, 45, 40, 35, 30, 25) are also available separately (FD). Prices upon request!

42Cr: 900-1150 N/mm²

TMR150.40.80

1200 kN/m max.

NEW



	500 mm	19.68 in	31.0 kg
FC	250 mm segmented	9.84 in segmented	15.5 kg
	550 mm segmented	21.65 in segmented	34.1 kg
Sectioning FA	1250 mm	49.21 in	77.5 kg
	2050 mm	80.71 in	127.1 kg
	2550 mm	100.39 in	158.1 kg
	3050 mm	120.08 in	189.1 kg
	4050 mm	159.45 in	251.1 kg
Sectioning FB	1250 mm	49.21 in	77.5 kg
	2050 mm	80.71 in	127.1 kg
	2550 mm	100.39 in	158.1 kg
	3050 mm	120.08 in	189.1 kg
	4050 mm	159.45 in	251.1 kg

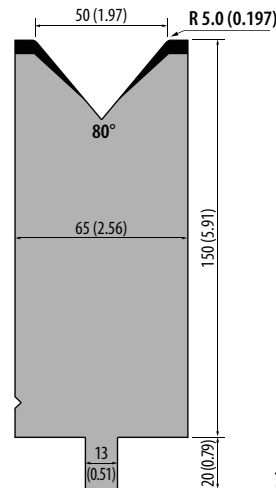
Segments of Sectioning FB (500, 300, 200, 100, 50, 45, 40, 35, 30, 25) are also available separately (FD). Prices upon request!

42Cr: 900-1150 N/mm²

TMR150.50.80

1500 kN/m max.


NEW



	500 mm	19.68 in	36.0 kg
FC	250 mm segmented	9.84 in segmented	18.0 kg
	550 mm segmented	21.65 in segmented	39.6 kg
Sectioning FA	1250 mm	49.21 in	90.0 kg
	2050 mm	80.71 in	147.6 kg
	2550 mm	100.39 in	183.6 kg
	3050 mm	120.08 in	219.6 kg
	4050 mm	159.45 in	291.6 kg
Sectioning FB	1250 mm	49.21 in	90.0 kg
	2050 mm	80.71 in	147.6 kg
	2550 mm	100.39 in	183.6 kg
	3050 mm	120.08 in	219.6 kg
	4050 mm	159.45 in	291.6 kg

Segments of Sectioning FB (500, 300, 200, 100, 50, 45, 40, 35, 30, 25) are also available separately (FD). Prices upon request!

42Cr: 900-1150 N/mm²



4
R2

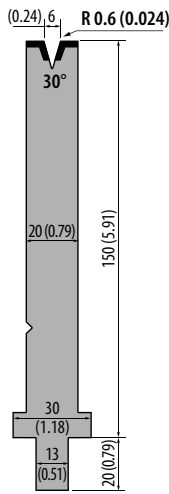
R2 ROLLER TYPE R2

Dies 30°, H=150 (5.91)

TMR150.06.30

400 kN/m max.

NEW



42Cr-900-1150 N/mm²

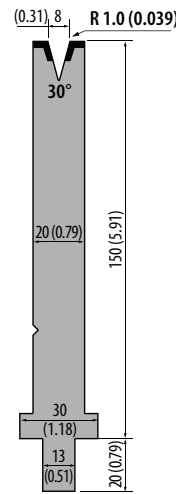
FW / FC	500 mm	19.68 in	12.8 kg
	250 mm segmented	9.84 in segmented	6.4 kg
	550 mm segmented	21.65 in segmented	14.0 kg
Sectioning FA	1250 mm	49.21 in	32.0 kg
	2050 mm	80.71 in	52.5 kg
	2550 mm	100.39 in	65.3 kg
	3050 mm	120.08 in	78.1 kg
	4050 mm	159.45 in	103.7 kg
Sectioning FB	1250 mm	49.21 in	32.0 kg
	2050 mm	80.71 in	52.5 kg
	2550 mm	100.39 in	65.3 kg
	3050 mm	120.08 in	78.1 kg
	4050 mm	159.45 in	103.7 kg

Segments of Sectioning FB (500, 300, 200, 100, 50, 45, 40, 35, 30, 25) are also available separately (FD). Prices upon request!

TMR150.08.30

400 kN/m max.

NEW



42Cr-900-1150 N/mm²

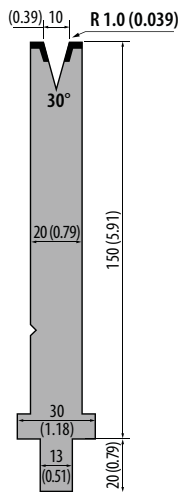
FW / FC	500 mm	19.68 in	12.7 kg
	250 mm segmented	9.84 in segmented	6.4 kg
	550 mm segmented	21.65 in segmented	13.9 kg
Sectioning FA	1250 mm	49.21 in	31.8 kg
	2050 mm	80.71 in	52.1 kg
	2550 mm	100.39 in	64.8 kg
	3050 mm	120.08 in	77.5 kg
	4050 mm	159.45 in	102.9 kg
Sectioning FB	1250 mm	49.21 in	31.8 kg
	2050 mm	80.71 in	52.1 kg
	2550 mm	100.39 in	64.8 kg
	3050 mm	120.08 in	77.5 kg
	4050 mm	159.45 in	102.9 kg

Segments of Sectioning FB (500, 300, 200, 100, 50, 45, 40, 35, 30, 25) are also available separately (FD). Prices upon request!

TMR150.10.30

400 kN/m max.

NEW



42Cr-900-1150 N/mm²

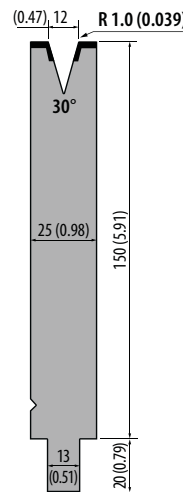
FW / FC	500 mm	19.68 in	12.6 kg
	250 mm segmented	9.84 in segmented	6.3 kg
	550 mm segmented	21.65 in segmented	13.9 kg
Sectioning FA	1250 mm	49.21 in	31.5 kg
	2050 mm	80.71 in	51.7 kg
	2550 mm	100.39 in	64.3 kg
	3050 mm	120.08 in	76.9 kg
	4050 mm	159.45 in	102.1 kg
Sectioning FB	1250 mm	49.21 in	31.5 kg
	2050 mm	80.71 in	51.7 kg
	2550 mm	100.39 in	64.3 kg
	3050 mm	120.08 in	76.9 kg
	4050 mm	159.45 in	102.1 kg

Segments of Sectioning FB (500, 300, 200, 100, 50, 45, 40, 35, 30, 25) are also available separately (FD). Prices upon request!

TMR150.12.30

400 kN/m max.

NEW



42Cr-900-1150 N/mm²

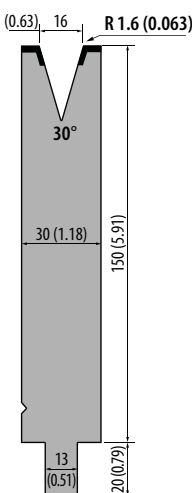
FW / FC	500 mm	19.68 in	15.2 kg
	250 mm segmented	9.84 in segmented	7.6 kg
	550 mm segmented	21.65 in segmented	16.7 kg
Sectioning FA	1250 mm	49.21 in	38.0 kg
	2050 mm	80.71 in	62.3 kg
	2550 mm	100.39 in	77.5 kg
	3050 mm	120.08 in	92.7 kg
	4050 mm	159.45 in	123.1 kg
Sectioning FB	1250 mm	49.21 in	38.0 kg
	2050 mm	80.71 in	62.3 kg
	2550 mm	100.39 in	77.5 kg
	3050 mm	120.08 in	92.7 kg
	4050 mm	159.45 in	123.1 kg

Segments of Sectioning FB (500, 300, 200, 100, 50, 45, 40, 35, 30, 25) are also available separately (FD). Prices upon request!

TMR150.16.30

500 kN/m max.

NEW



42Cr-900-1150 N/mm²

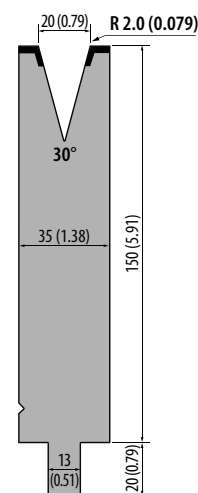
FW / FC	500 mm	19.68 in	17.7 kg
	250 mm segmented	9.84 in segmented	8.9 kg
	550 mm segmented	21.65 in segmented	19.5 kg
Sectioning FA	1250 mm	49.21 in	44.3 kg
	2050 mm	80.71 in	72.6 kg
	2550 mm	100.39 in	90.3 kg
	3050 mm	120.08 in	108.0 kg
	4050 mm	159.45 in	143.4 kg
Sectioning FB	1250 mm	49.21 in	44.3 kg
	2050 mm	80.71 in	72.6 kg
	2550 mm	100.39 in	90.3 kg
	3050 mm	120.08 in	108.0 kg
	4050 mm	159.45 in	143.4 kg

Segments of Sectioning FB (500, 300, 200, 100, 50, 45, 40, 35, 30, 25) are also available separately (FD). Prices upon request!

TMR150.20.30

600 kN/m max.

NEW



42Cr-900-1150 N/mm²

FW / FC	500 mm	19.68 in	20.0 kg
	250 mm segmented	9.84 in segmented	10.0 kg
	550 mm segmented	21.65 in segmented	22.0 kg
Sectioning FA	1250 mm	49.21 in	50.0 kg
	2050 mm	80.71 in	82.0 kg
	2550 mm	100.39 in	102.0 kg
	3050 mm	120.08 in	122.0 kg
	4050 mm	159.45 in	162.0 kg
Sectioning FB	1250 mm	49.21 in	50.0 kg
	2050 mm	80.71 in	82.0 kg
	2550 mm	100.39 in	102.0 kg
	3050 mm	120.08 in	122.0 kg
	4050 mm	159.45 in	162.0 kg

Segments of Sectioning FB (500, 300, 200, 100, 50, 45, 40, 35, 30, 25) are also available separately (FD). Prices upon request!

R2 ROLLER TYPE R2

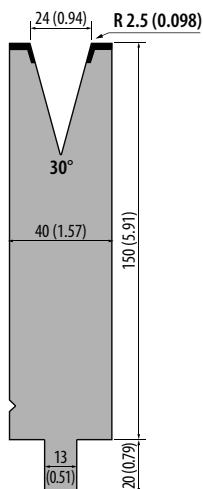
Dies 30°, H=150 (5.91)



TMR150.24.30

650 kN/m max.

NEW



42Cr: 900-1150 N/mm²

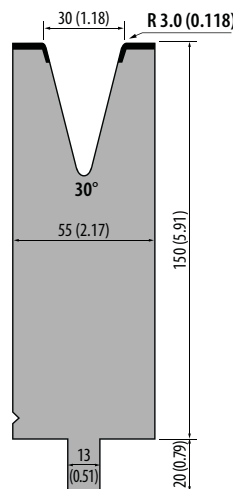
	500 mm	19.68 in	24.6 kg
FC	250 mm segmented	9.84 in segmented	12.3 kg
	550 mm segmented	21.65 in segmented	27.0 kg
Sectioning FA	1250 mm	49.21 in	61.5 kg
	2050 mm	80.71 in	100.9 kg
	2550 mm	100.39 in	125.5 kg
	3050 mm	120.08 in	150.1 kg
	4050 mm	159.45 in	199.3 kg
Sectioning FB	1250 mm	49.21 in	61.5 kg
	2050 mm	80.71 in	100.9 kg
	2550 mm	100.39 in	125.5 kg
	3050 mm	120.08 in	150.1 kg
	4050 mm	159.45 in	199.3 kg

Segments of Sectioning FB (500, 300, 200, 100, 50, 45, 40, 35, 30, 25) are also available separately (FD). Prices upon request!

TMR150.30.30

900 kN/m max.

NEW



42Cr: 900-1150 N/mm²

	500 mm	19.68 in	24.6 kg
FC	250 mm segmented	9.84 in segmented	12.3 kg
	550 mm segmented	21.65 in segmented	27.0 kg
Sectioning FA	1250 mm	49.21 in	61.5 kg
	2050 mm	80.71 in	100.9 kg
	2550 mm	100.39 in	125.5 kg
	3050 mm	120.08 in	150.1 kg
	4050 mm	159.45 in	199.3 kg
Sectioning FB	1250 mm	49.21 in	61.5 kg
	2050 mm	80.71 in	100.9 kg
	2550 mm	100.39 in	125.5 kg
	3050 mm	120.08 in	150.1 kg
	4050 mm	159.45 in	199.3 kg

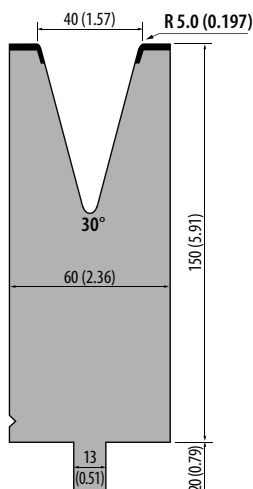
Segments of Sectioning FB (500, 300, 200, 100, 50, 45, 40, 35, 30, 25) are also available separately (FD). Prices upon request!

4
R2

TMR150.40.30

900 kN/m max.

NEW



42Cr: 900-1150 N/mm²

	500 mm	19.68 in	25.3 kg
FC	250 mm segmented	9.84 in segmented	12.7 kg
	550 mm segmented	21.65 in segmented	27.8 kg
Sectioning FA	1250 mm	49.21 in	63.3 kg
	2050 mm	80.71 in	103.7 kg
	2550 mm	100.39 in	129.0 kg
	3050 mm	120.08 in	154.3 kg
	4050 mm	159.45 in	204.9 kg
Sectioning FB	1250 mm	49.21 in	63.3 kg
	2050 mm	80.71 in	103.7 kg
	2550 mm	100.39 in	129.0 kg
	3050 mm	120.08 in	154.3 kg
	4050 mm	159.45 in	204.9 kg

Segments of Sectioning FB (500, 300, 200, 100, 50, 45, 40, 35, 30, 25) are also available separately (FD). Prices upon request!

Please ask for delivery times.
It is usually faster than you think!

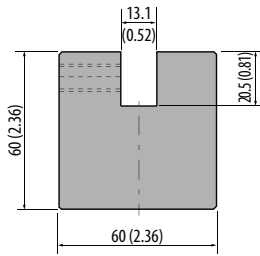
R2 ROLLERI TYPE R2

Die adapters

AD5

1000 kN/m max.

1000 mm	39.37 in	26.1 kg
500 mm	19.68 in	13.0 kg



Rolleri Type R1
→ Rolleri Type R2/R3

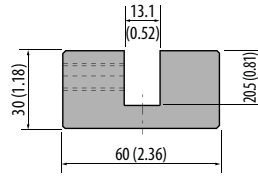
C45: 560-710 N/mm²



AD6


1000 kN/m max.

1000 mm	39.37 in	12.0 kg
500 mm	19.68 in	6.0 kg



Rolleri Type R1
→ Rolleri Type R2/R3

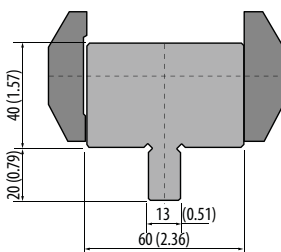
C45: 560-710 N/mm²



AD7

1000 kN/m max.

835 mm	32.87 in	18.0 kg
415 mm	16.34 in	9.0 kg



Rolleri Type R2/R3
→ Rolleri Type R1

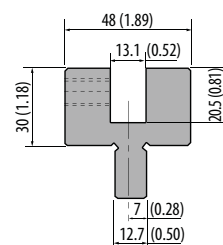
C45: 560-710 N/mm²



AD8-12.7

1000 kN/m max.

1000 mm	39.37 in	15.0 kg
500 mm	19.68 in	7.5 kg



Rolleri Type RX LVD
→ Rolleri Type R2/R3

C45: 560-710 N/mm²



R2 ROLLERI TYPE R2

Synthetic dies, H=100 (3.94)

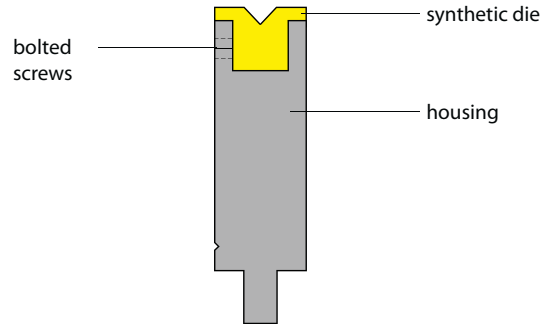


Our Advantages – Your Convenience

- easy handling
- faster and easier exchange
- preventing bending marks
- decrease of post-processing of bended profiles
- higher product quality

Mounting example

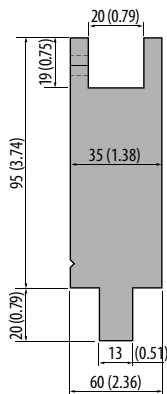
Synthetic dies will be adjusted into the housing and secured with bolted screws.



4
R2

TMN95.20

1000 kN/m max.



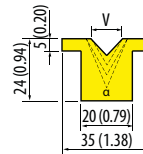
835 mm	32.87 in	12.0 kg
415 mm	16.34 in	6.0 kg

C45: 560-710 N/mm²



INS20...

200 kN/m max.



835 mm	32.87 in	0.40 kg
415 mm	16.34 in	0.20 kg



Model	α	V (mm)	V (in)
INS20.06.88	88°	6	0.24
INS20.08.88	88°	8	0.31
INS20.10.88	88°	10	0.39
INS20.12.88	88°	12	0.47
INS20.16.88	88°	16	0.63
INS20.06.60	60°	6	0.24
INS20.08.60	60°	8	0.31
INS20.10.60	60°	10	0.39
INS20.12.60	60°	12	0.47
INS20.16.60	60°	16	0.63

Model	α	V (mm)	V (in)
INS20.06.45	45°	6	0.24
INS20.08.45	45°	8	0.31
INS20.10.45	45°	10	0.39
INS20.12.45	45°	12	0.47
INS20.06.30	30°	6	0.24
INS20.08.30	30°	8	0.31
INS20.10.30	30°	10	0.39

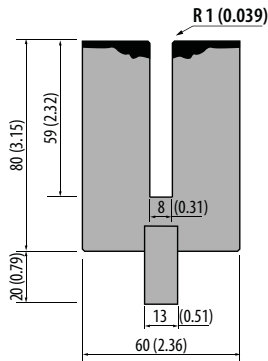
More mark-free bending available see pages 230-237



R2 ROLLER TYPE R2

Hemming Dies

TPR.SM.195.28.8 / TPR.SM.195.24.8

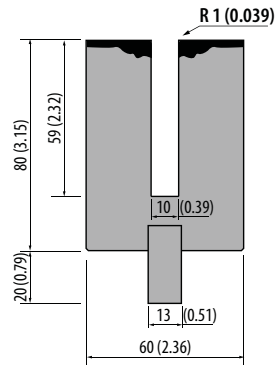


525 mm	20.67 in	12.0 kg
495 mm segmented	19.49 in segmented	11.4 kg

42Cr: 900-1150 N/mm²



TPR.SM.195.24.10

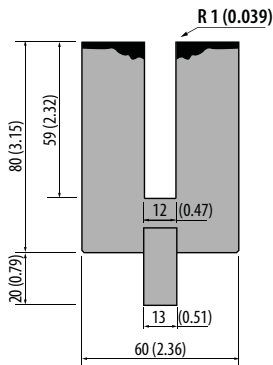


525 mm	20.67 in	11.8 kg
495 mm segmented	19.49 in segmented	11.2 kg

42Cr: 900-1150 N/mm²



TPR.SM.195.24.12



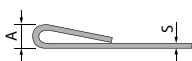
525 mm	20.67 in	11.5 kg
495 mm segmented	19.49 in segmented	11.0 kg

42Cr: 900-1150 N/mm²

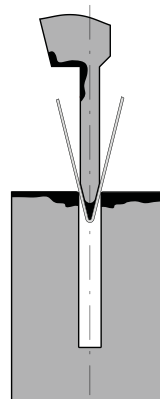


Only for thin material!
Hemming punches see page 91

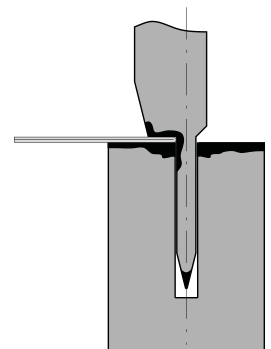
Example of application



S mm	S in	A mm	A in	R.45 Kg/mm ² t/m	R.70 Kg/mm ² t/m	S mm	S in	A mm	A in	R.45 Kg/mm ² t/m	R.70 Kg/mm ² t/m
0.6	0.02	3.0	0.12	9	15	0.6	0.02	1.2	0.05	23	35
0.8	0.03	3.0	0.12	12	20	0.8	0.03	1.6	0.06	32	50
1.0	0.04	3.5	0.14	15	25	1.0	0.04	1.0	0.04	40	60
1.25	0.05	3.5	0.14	17	26	1.25	0.05	2.5	0.10	50	80



500 kN/m max.



1000 kN/m max.

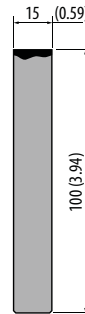
Application

- movable table necessary
- used flexibly
- easy mounting



TMI100

1300 kN/m max.



	500 mm	19.68 in	5.0 kg
FC	250 mm segmented	9.84 in segmented	2.5 kg
	550 mm segmented	21.65 in segmented	5.5 kg
Sectioning FA	1250 mm	49.21 in	12.5 kg
	2050 mm	80.71 in	20.5 kg
	2550 mm	100.39 in	25.5 kg
	3050 mm	120.08 in	30.5 kg
	4050 mm	159.45 in	40.5 kg
Sectioning FB	1250 mm	49.21 in	12.5 kg
	2050 mm	80.71 in	20.5 kg
	2550 mm	100.39 in	25.5 kg
	3050 mm	120.08 in	30.5 kg
	4050 mm	159.45 in	40.5 kg

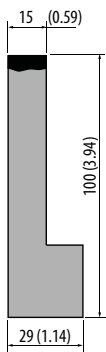


Segments of Sectioning FB (500, 300, 200, 100, 50, 45, 40, 35, 30, 25) are also available separately (FD). Prices upon request!

4
R2

TML100

1200 kN/m max.

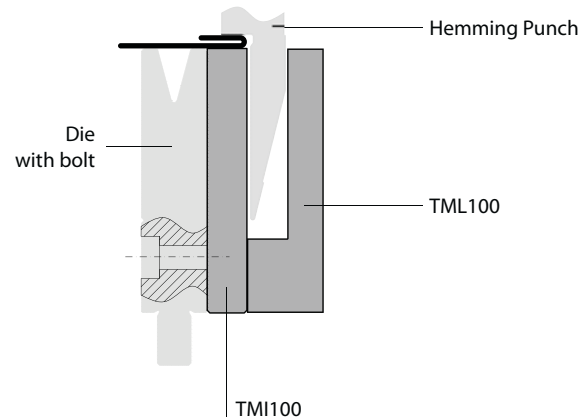


	500 mm	19.68 in	5.0 kg
FC	250 mm segmented	9.84 in segmented	2.5 kg
	550 mm segmented	21.65 in segmented	5.5 kg
Sectioning FA	1250 mm	49.21 in	12.5 kg
	2050 mm	80.71 in	20.5 kg
	2550 mm	100.39 in	25.5 kg
	3050 mm	120.08 in	30.5 kg
	4050 mm	159.45 in	40.5 kg
Sectioning FB	1250 mm	49.21 in	12.5 kg
	2050 mm	80.71 in	20.5 kg
	2550 mm	100.39 in	25.5 kg
	3050 mm	120.08 in	30.5 kg
	4050 mm	159.45 in	40.5 kg



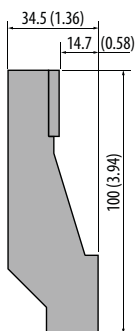
Segments of Sectioning FB (500, 300, 200, 100, 50, 45, 40, 35, 30, 25) are also available separately (FD). Prices upon request!

Example of application TMI100 + TML100



TMS100

1300 kN/m max.



	500 mm	19.68 in	5.0 kg
FC	250 mm segmented	9.84 in segmented	2.5 kg
	550 mm segmented	21.65 in segmented	5.5 kg
Sectioning FA	1250 mm	49.21 in	12.5 kg
	2050 mm	80.71 in	20.5 kg
	2550 mm	100.39 in	25.5 kg
	3050 mm	120.08 in	30.5 kg
	4050 mm	159.45 in	40.5 kg
Sectioning FB	1250 mm	49.21 in	12.5 kg
	2050 mm	80.71 in	20.5 kg
	2550 mm	100.39 in	25.5 kg
	3050 mm	120.08 in	30.5 kg
	4050 mm	159.45 in	40.5 kg



Segments of Sectioning FB (500, 300, 200, 100, 50, 45, 40, 35, 30, 25) are also available separately (FD). Prices upon request!

Example of application TMI100 + TMS100

